




Report of Test

LLIA002524-001

Catalog Number: BFL-30PCS-KNGS (10.5W/4000K/15deg)
Knuckle or stake mounted, cast aluminum housing,
frosted plastic optic enclosure with clear sections in front of each LED.
86 CW and WW LEDs on one E347474LD8 LED board
One DB-30EP-M52BHP LED driver
119.9Vac, 60.00Hz, 0.0753A, 8.65W, 0.957PF, 14.6%THD(i)



Performance Summary

Total Light Output	1402	lm	Illuminance at 10m	27.9 lux
Luminaire Power	8.65	W	Beam Distance	105.7 Meters (to 0.25 lux)
Luminous Efficacy	162.1	lm/W	Maximum Intensity	2791.8 cd
Beam Spread (50%)	17.8° V x 17.7° H			
Field Spread (10%)	97.8° V x 99.1° H			
NEMA Type	5H x 5V			

PREPARED FOR : Topaz Lighting, A Southwire Company, 925 Waverly Ave, Holtsville, NY



Test Report No. LLIA002524-001

Catalog Number: BFL-30PCS-KNGS (10.5W/4000K/15deg)
Knuckle or stake mounted, cast aluminum housing,
frosted plastic optic enclosure with clear sections in front of each LED.
86 CW and WW LEDs on one E347474LD8 LED board
One DB-30EP-M52BHP LED driver
119.9Vac, 60.00Hz, 0.0753A, 8.65W, 0.957PF, 14.6%THD(i)

Floodlight Summary:

Report data based on absolute values as measured.

Maximum Luminous Intensity 2791.8 cd
(Luminaire orientation as tested.) -1.0° vertical
0.0° horizontal

Beam Spread At 10% of max intensity 97.8° V x 99.1° H
At 50% of max intensity 17.8° V x 17.7° H
At 90% of max intensity 5.7° V x 5.6° H

Beam Flux Total 1402 lm
To 10% of max intensity 1100 lm
To 50% of max intensity 144 lm
To 90% of max intensity 20 lm

Total Light Output 1402.2 lm

Signed:

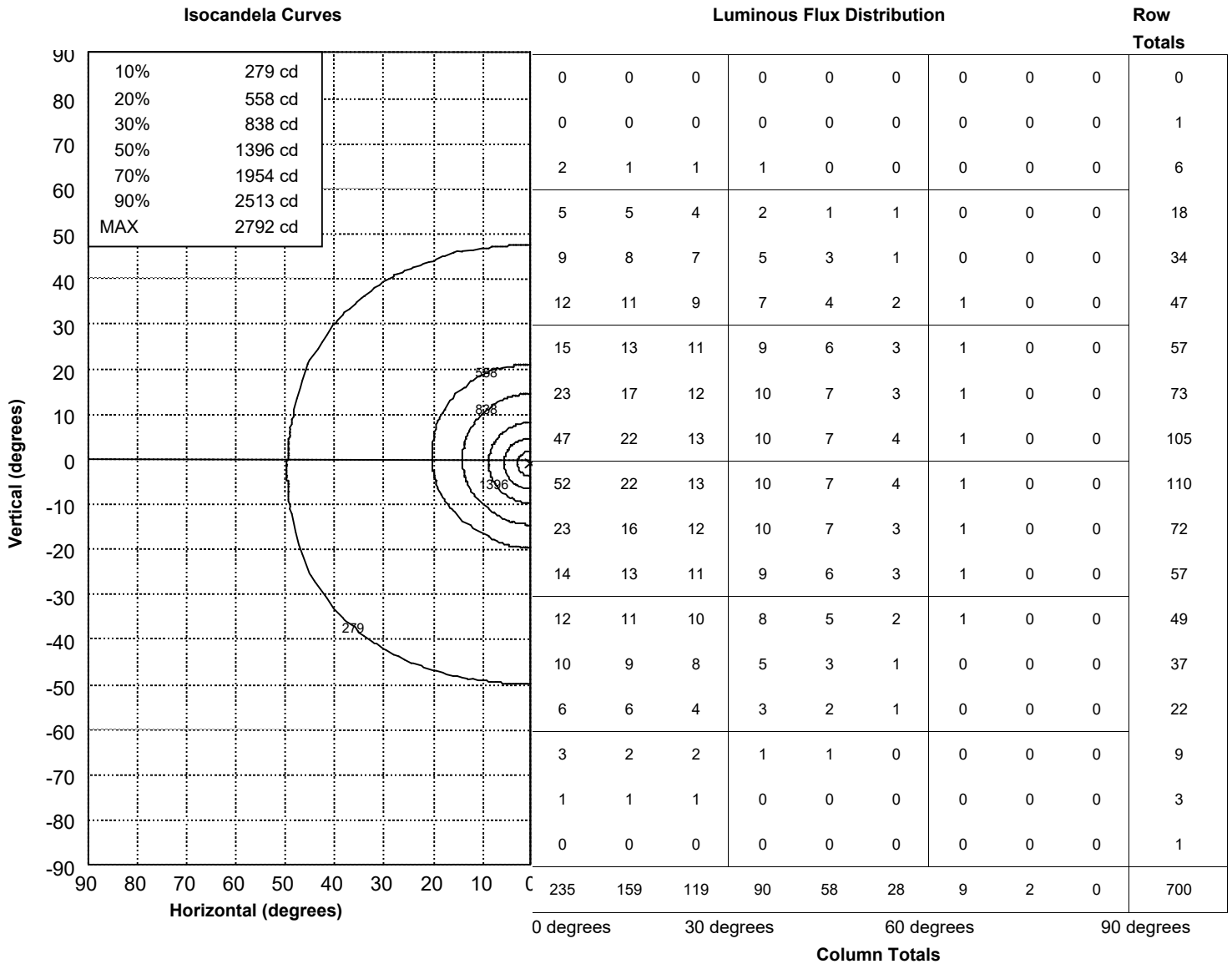
Authorized Signatory

Date of test 4-Nov-2024
Date of report 4-Nov-2024

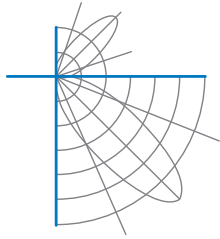


Test Report No. LLIA002524-001

Catalog Number: BFL-30PCS-KNGS (10.5W/4000K/15deg)
Knuckle or stake mounted, cast aluminum housing,
frosted plastic optic enclosure with clear sections in front of each LED.
86 CW and WW LEDs on one E347474LD8 LED board
One DB-30EP-M52BHP LED driver
119.9Vac, 60.00Hz, 0.0753A, 8.65W, 0.957PF, 14.6%THD(i)



Note: Left and right sides of photometric data have been averaged.
Lumen values are tabulated as absolute lumen values.
Candela values are tabulated as absolute candela values.



Test Report No. LLIA002524-001

Catalog Number: BFL-30PCS-KNGS (10.5W/4000K/15deg)
Knuckle or stake mounted, cast aluminum housing,
frosted plastic optic enclosure with clear sections in front of each LED.
86 CW and WW LEDs on one E347474LD8 LED board
One DB-30EP-M52BHP LED driver
119.9Vac, 60.00Hz, 0.0753A, 8.65W, 0.957PF, 14.6%THD(i)

Vertical Angle (degrees)	Left Side Horizontal Angle (degrees)									Lumen Totals
	-90	-60	-30	0	30	60	90	119	159	
-90	0.2	0.9	1.5	2.3	2.9	3.5	4.1	4.3	4.5	1
	0.0	0.0	0.0	0.0	0.1	0.1	0.1	0.1	0.2	3
	0.6	2.1	5.4	9.3	12.5	15.6	18.4	20.5	22.1	9
	0.0	0.0	0.1	0.2	0.3	0.4	0.5	0.6	0.7	22
	0.9	4.7	11.5	20.4	31.0	45.6	59.3	73.1	81.6	37
	0.0	0.0	0.2	0.4	0.7	1.2	1.7	2.2	2.6	49
-60	1.2	8.1	18.0	41.5	77.6	118.6	161.8	194.1	210.9	57
	0.0	0.1	0.3	0.7	1.7	3.0	4.5	5.7	6.4	72
	1.5	10.9	33.1	73.1	145.5	219.8	277.3	313.4	330.7	110
	0.0	0.1	0.4	1.4	3.2	5.5	7.6	9.1	9.9	105
	1.7	13.1	48.1	123.0	220.6	304.3	359.9	392.1	407.6	73
	0.0	0.1	0.6	2.2	4.8	7.5	9.9	11.5	12.3	57
-30	1.8	14.6	60.2	164.4	280.3	360.0	410.6	445.0	467.0	47
	0.0	0.2	0.9	2.9	6.0	8.9	11.3	13.1	14.2	34
	1.9	15.6	68.6	194.1	316.3	392.1	444.9	523.3	725.5	18
	0.0	0.2	1.0	3.4	6.7	9.7	12.3	15.9	23.0	6
	1.9	15.8	73.0	210.0	331.0	407.8	473.2	731.8	1793.0	1
	0.0	0.2	1.1	3.7	7.1	10.1	13.2	22.2	52.1	0
0	1.9	15.2	71.6	207.1	326.2	407.8	476.4	742.0	1584.2	
	0.0	0.2	1.1	3.6	7.0	10.1	13.3	22.4	47.3	
	1.8	13.9	64.6	186.2	304.2	388.9	447.4	554.3	757.5	
	0.0	0.2	1.0	3.3	6.5	9.7	12.4	16.6	23.3	
	1.6	12.3	54.1	152.9	262.3	344.8	409.6	448.0	482.7	
	0.0	0.1	0.8	2.7	5.6	8.6	11.2	13.2	14.8	
30	1.4	10.3	40.3	107.8	198.7	282.0	338.7	381.3	405.8	
	0.0	0.1	0.5	1.9	4.3	7.0	9.3	11.2	12.2	
	1.2	7.9	25.0	58.3	124.5	196.0	249.2	288.6	305.8	
	0.0	0.1	0.3	1.1	2.7	4.9	6.9	8.4	9.2	
	1.0	5.3	10.5	27.6	59.2	94.2	133.9	166.1	181.4	
	0.0	0.0	0.2	0.5	1.3	2.4	3.7	4.9	5.5	
60	0.7	2.7	5.6	9.2	15.5	25.7	35.3	46.7	54.9	
	0.0	0.0	0.1	0.2	0.4	0.7	1.1	1.5	1.8	
	0.4	1.0	2.0	2.5	2.0	2.8	2.9	3.6	4.5	
	0.0	0.0	0.0	0.0	0.1	0.1	0.1	0.1	0.2	
	0.1	0.3	0.3	0.3	0.1	0.0	0.0	0.0	0.0	
	0.0	0.0	0.0	0.0	0.0	0.0	0.0	0.0	0.0	
90	0	2	9	28	58	90	119	159	235	700

Standard table of intensity and illuminance in accordance with IES procedures.
Angular data is shown with the polar axis horizontal.
Luminous flux expressed as lumens within marked zones.
Luminous intensity expressed as candelas at centre of zones.

Legend:

candelas
lumens



Test Report No. LLIA002524-001

Catalog Number: BFL-30PCS-KNGS (10.5W/4000K/15deg)
Knuckle or stake mounted, cast aluminum housing,
frosted plastic optic enclosure with clear sections in front of each LED.
86 CW and WW LEDs on one E347474LD8 LED board
One DB-30EP-M52BHP LED driver
119.9Vac, 60.00Hz, 0.0753A, 8.65W, 0.957PF, 14.6%THD(i)

Vertical Angle (degrees)	Right Side Horizontal Angle (degrees)									Lumen Totals
	0	30	60	90	120	150	180	210	235	
-90	4.5	4.3	4.1	3.5	2.9	2.3	1.5	0.9	0.2	1
	0.2	0.1	0.1	0.1	0.1	0.0	0.0	0.0	0.0	3
	22.1	20.5	18.4	15.6	12.5	9.3	5.4	2.1	0.6	9
	0.7	0.6	0.5	0.4	0.3	0.2	0.1	0.0	0.0	22
	81.6	73.1	59.3	45.6	31.0	20.4	11.5	4.7	0.9	37
	2.6	2.2	1.7	1.2	0.7	0.4	0.2	0.0	0.0	49
-60	210.9	194.1	161.8	118.6	77.6	41.5	18.0	8.1	1.2	57
	6.4	5.7	4.5	3.0	1.7	0.7	0.3	0.1	0.0	72
	330.7	313.4	277.3	219.8	145.5	73.1	33.1	10.9	1.5	110
	9.9	9.1	7.6	5.5	3.2	1.4	0.4	0.1	0.0	105
	407.6	392.1	359.9	304.3	220.6	123.0	48.1	13.1	1.7	73
	12.3	11.5	9.9	7.5	4.8	2.2	0.6	0.1	0.0	57
-30	467.0	445.0	410.6	360.0	280.3	164.4	60.2	14.6	1.8	72
	14.2	13.1	11.3	8.9	6.0	2.9	0.9	0.2	0.0	110
	725.5	523.3	444.9	392.1	316.3	194.1	68.6	15.6	1.9	105
	23.0	15.9	12.3	9.7	6.7	3.4	1.0	0.2	0.0	73
	1793.0	731.8	473.2	407.8	331.0	210.0	73.0	15.8	1.9	57
	52.1	22.2	13.2	10.1	7.1	3.7	1.1	0.2	0.0	47
0	1584.2	742.0	476.4	407.8	326.2	207.1	71.6	15.2	1.9	34
	47.3	22.4	13.3	10.1	7.0	3.6	1.1	0.2	0.0	18
	757.5	554.3	447.4	388.9	304.2	186.2	64.6	13.9	1.8	6
	23.3	16.6	12.4	9.7	6.5	3.3	1.0	0.2	0.0	1
	482.7	448.0	409.6	344.8	262.3	152.9	54.1	12.3	1.6	0
	14.8	13.2	11.2	8.6	5.6	2.7	0.8	0.1	0.0	
30	405.8	381.3	338.7	282.0	198.7	107.8	40.3	10.3	1.4	
	12.2	11.2	9.3	7.0	4.3	1.9	0.5	0.1	0.0	
	305.8	288.6	249.2	196.0	124.5	58.3	25.0	7.9	1.2	
	9.2	8.4	6.9	4.9	2.7	1.1	0.3	0.1	0.0	
	181.4	166.1	133.9	94.2	59.2	27.6	10.5	5.3	1.0	
	5.5	4.9	3.7	2.4	1.3	0.5	0.2	0.0	0.0	
60	54.9	46.7	35.3	25.7	15.5	9.2	5.6	2.7	0.7	
	1.8	1.5	1.1	0.7	0.4	0.2	0.1	0.0	0.0	
	4.5	3.6	2.9	2.8	2.0	2.5	2.0	1.0	0.4	
	0.2	0.1	0.1	0.1	0.1	0.0	0.0	0.0	0.0	
	0.0	0.0	0.0	0.0	0.1	0.3	0.3	0.3	0.1	
	0.0	0.0	0.0	0.0	0.0	0.0	0.0	0.0	0.0	
90	235	159	119	90	58	28	9	2	0	700

Lumen Totals

Legend:

candelas
lumens

Standard table of intensity and illuminance in accordance with IES procedures.
Angular data is shown with the polar axis horizontal.
Luminous flux expressed as lumens within marked zones.
Luminous intensity expressed as candelas at centre of zones.



Test Report No. LLIA002524-001

Catalog Number: BFL-30PCS-KNGS (10.5W/4000K/15deg)

Knuckle or stake mounted, cast aluminum housing,
frosted plastic optic enclosure with clear sections in front of each LED.

86 CW and WW LEDs on one E347474LD8 LED board

One DB-30EP-M52BHP LED driver

119.9Vac, 60.00Hz, 0.0753A, 8.65W, 0.957PF, 14.6%THD(i)

Candela trace through origin.

Vertical Trace			
Angle	Intensity (cd)	Angle	Intensity (cd)
90.0	0.00	0.0	2754.06
87.0	0.02	-3.0	2642.70
84.0	0.14	-6.0	2080.45
81.0	0.00	-9.0	1506.39
78.0	0.25	-12.0	1065.31
75.0	3.46	-15.0	753.08
72.0	11.11	-18.0	583.65
69.0	23.64	-21.0	507.66
66.0	42.85	-24.0	473.80
63.0	74.71	-27.0	455.24
60.0	112.90	-30.0	438.48
57.0	156.68	-33.0	421.50
54.0	197.06	-36.0	403.19
51.0	236.91	-39.0	383.19
48.0	277.48	-42.0	360.93
45.0	309.79	-45.0	334.15
42.0	338.98	-48.0	302.42
39.0	368.44	-51.0	266.60
36.0	402.25	-54.0	227.53
33.0	421.49	-57.0	184.90
30.0	440.54	-60.0	143.15
27.0	463.35	-63.0	104.15
24.0	498.55	-66.0	71.16
21.0	557.08	-69.0	46.83
18.0	648.58	-72.0	31.00
15.0	792.67	-75.0	21.34
12.0	992.04	-78.0	14.88
9.0	1284.45	-81.0	9.84
6.0	1724.58	-84.0	5.63
3.0	2301.19	-87.0	2.39
0.0	2754.06	-90.0	0.99

Horizontal Trace			
Angle	Intensity (cd)	Angle	Intensity (cd)
90.0	0.03	0.0	2754.06
87.0	1.14	-3.0	2463.92
84.0	3.29	-6.0	1874.02
81.0	7.41	-9.0	1366.36
78.0	11.53	-12.0	1016.48
75.0	15.65	-15.0	775.95
72.0	32.99	-18.0	630.90
69.0	50.33	-21.0	543.62
66.0	67.68	-24.0	491.67
63.0	100.96	-27.0	460.46
60.0	142.22	-30.0	439.27
57.0	183.49	-33.0	421.77
54.0	223.45	-36.0	403.65
51.0	260.83	-39.0	383.64
48.0	298.21	-42.0	361.75
45.0	331.27	-45.0	331.27
42.0	361.75	-48.0	298.21
39.0	383.64	-51.0	260.83
36.0	403.65	-54.0	223.45
33.0	421.77	-57.0	183.49
30.0	439.27	-60.0	142.22
27.0	460.46	-63.0	100.96
24.0	491.67	-66.0	67.68
21.0	543.62	-69.0	50.33
18.0	630.90	-72.0	32.99
15.0	775.95	-75.0	15.65
12.0	1016.48	-78.0	11.53
9.0	1366.36	-81.0	7.41
6.0	1874.02	-84.0	3.29
3.0	2463.92	-87.0	1.14
0.0	2754.06	-90.0	0.03

Note: Luminaire orientation as tested.
The left and right sides of photometric data have been averaged.



Test Report No. LLIA002524-001

Catalog Number: BFL-30PCS-KNGS (10.5W/4000K/15deg)

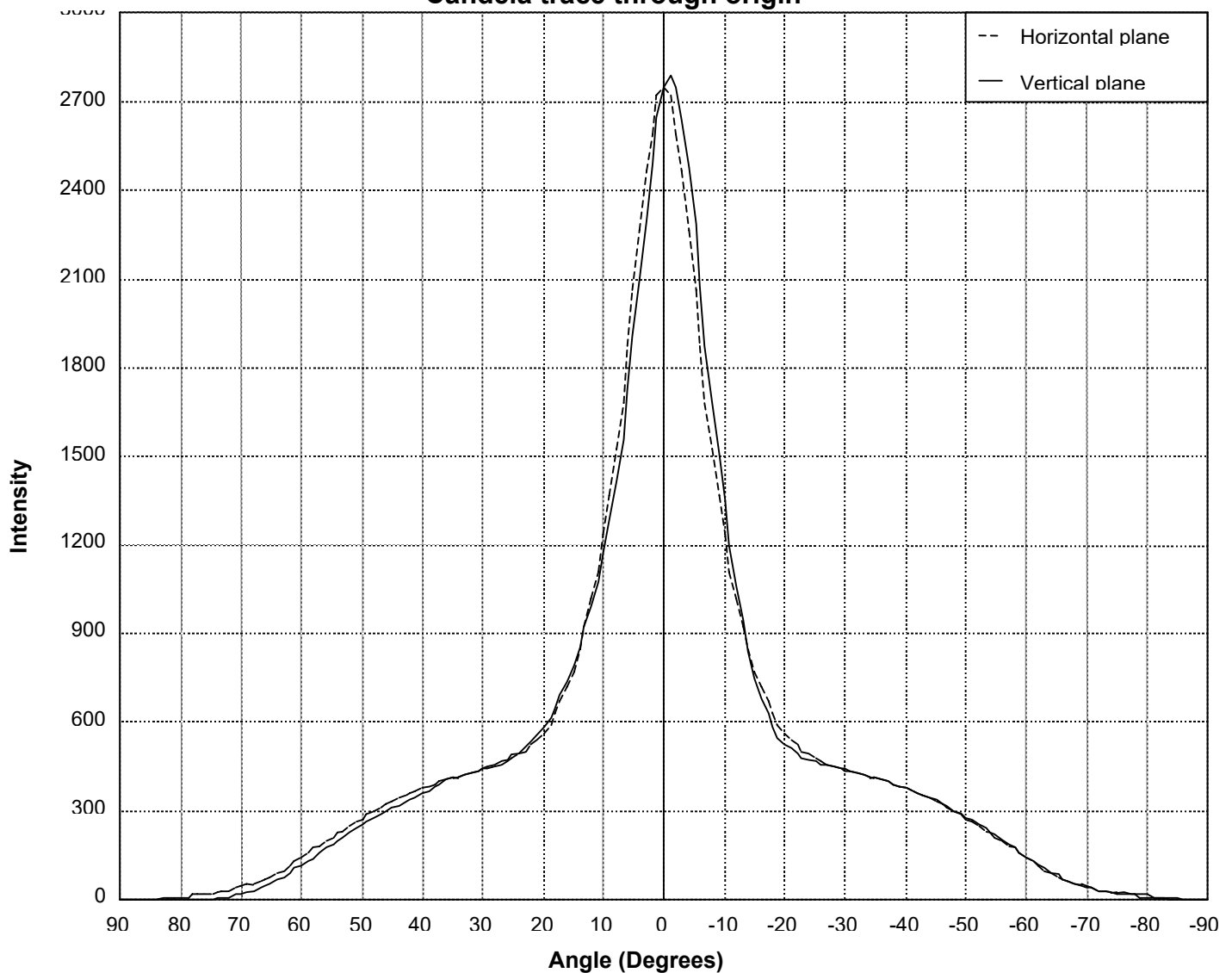
Knuckle or stake mounted, cast aluminum housing,
frosted plastic optic enclosure with clear sections in front of each LED.

86 CW and WW LEDs on one E347474LD8 LED board

One DB-30EP-M52BHP LED driver

119.9Vac, 60.00Hz, 0.0753A, 8.65W, 0.957PF, 14.6%THD(i)

Candela trace through origin



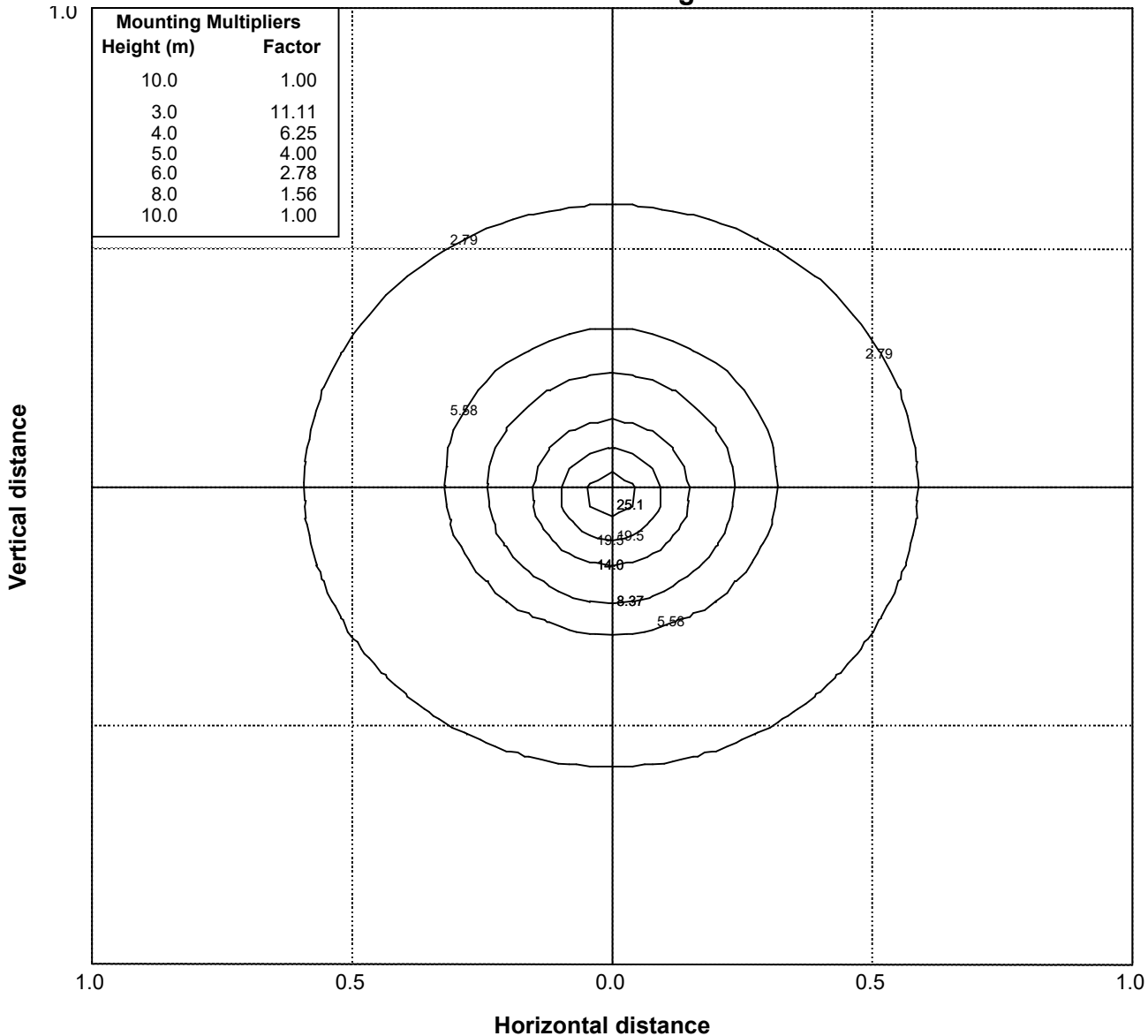
Note: The intensity units are expressed as candelas.
The left and right sides of photometric data have been averaged.
Both the vertical and the horizontal trace pass through the nadir.



Test Report No. LLIA002524-001

Catalog Number: BFL-30PCS-KNGS (10.5W/4000K/15deg)
Knuckle or stake mounted, cast aluminum housing,
frosted plastic optic enclosure with clear sections in front of each LED.
86 CW and WW LEDs on one E347474LD8 LED board
One DB-30EP-M52BHP LED driver
119.9Vac, 60.00Hz, 0.0753A, 8.65W, 0.957PF, 14.6%THD(i)

Isolux Diagram



Note: The isolux levels are based on a mounting height of H = 10.0 metres. Grid values show multiples of mounting height.
The isolux contours are set to 10%, 20%, 30%, 50%, 70%, 90% of the maximum.
The isolux contour units are expressed as lux. The left and right sides of photometric data have been averaged.



Test Report No. LLIA002524-001

Catalog Number: BFL-30PCS-KNGS (10.5W/4000K/15deg)

Knuckle or stake mounted, cast aluminum housing,
frosted plastic optic enclosure with clear sections in front of each LED.

86 CW and WW LEDs on one E347474LD8 LED board

One DB-30EP-M52BHP LED driver

119.9Vac, 60.00Hz, 0.0753A, 8.65W, 0.957PF, 14.6%THD(i)





Test Report No. LLIA002524-001

Catalog Number: BFL-30PCS-KNGS (10.5W/4000K/15deg)
Knuckle or stake mounted, cast aluminum housing,
frosted plastic optic enclosure with clear sections in front of each LED.
86 CW and WW LEDs on one E347474LD8 LED board
One DB-30EP-M52BHP LED driver
119.9Vac, 60.00Hz, 0.0753A, 8.65W, 0.957PF, 14.6%THD(i)

Test Distance 9.5 m
Test Temperature 24.9 °C

Notes The laboratory has not participated in the selection of samples to be tested. All testing is performed on the understanding that the significance of the report is limited to the extent that the test sample is representative of production units.

Tested in accordance with the applicable sections of publications: IES LM-79-19, IES LM-75-19, and IES LM-35-20.

The luminous intensity values, and other derived quantities, contained in this report are based on the absolute data, as measured.

Prorating the performance of the sample for the use of other component combinations (such as lamp / LED / Ballast / driver), or for use in different environmental conditions than that tested, may produce erroneous results.

This report is free of erasures and corrections.

Photometric intensity values are reported using the CIE (B, β) coordinate system as defined in CIE publication number 121.

This report may contain data that are not covered by the NVLAP accreditation. Quantities marked with * are not covered.

This report must not be used by the customer to claim product certification, approval or endorsement by NVLAP, NIST, or any agency of the Federal Government.