



Southwire™

TOOLS & EQUIPMENT

1-855-SWTOOLS
TOLL FREE TECHNICAL HELP
Línea de Ayuda Técnica Gratuita

Contents Made in China/Fabriqué en Chine
Product distributed by/Produit distribué par
Southwire Company, LLC.
One Southwire Drive, Carrollton, GA 30119
©2016 Southwire Company, LLC.
All rights reserved. Tous droits réservés.

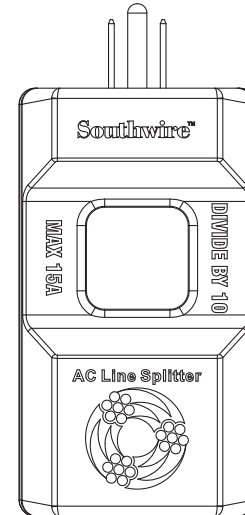
60040S manual/manual



Southwire™

TOOLS & EQUIPMENT

Operating Instructions 60040S AC Current Line Splitter



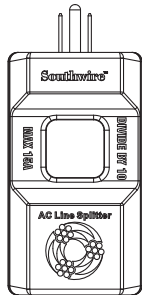
Introduction

The Southwire 60040S AC line splitter provides a safe and easy way to measure the AC current of plug-in appliances and other electrical devices.

Appliance and lamp power cords have two insulated wire conductors: the hot or live conductor and the neutral and ground conductors. Installing a clamp meter around both conductors will result in a reading of approximately zero amps because the current flowing through the live or hot wire will effectively cancel out the current flowing back through the neutral and ground wires. The Southwire AC line splitter conveniently “separates” the hot from the neutral and ground conductors, eliminating the need to physically separate the wires on the power cord.

The line splitter increases the current reading by ten times allowing higher resolution when measuring low current. Remember to divide the current measurement shown on the clamp meter display by 10. A reminder to “Divide By 10” is molded into the body of the line splitter.

With proper use, the Southwire AC line splitter will provide many years of reliable service.



⚠️ WARNING:

- Read, understand and follow Safety Rules and Operating Instructions in the manual before using this tester.
- The tester's safety features may not protect the user if not used in accordance with the manufacturer's instructions.
- For use on standard US and Canadian 120 volt AC outlets only.
- 15 amps AC maximum. Do not test electrical devices that exceed 15 amps.

International Safety Symbols



Potential danger. Indicates the user must refer to the manual for important safety information.



Indicates hazardous voltages may be present

Maintenance

The AC line splitter is designed to provide years of dependable service, if the following care instructions are performed:

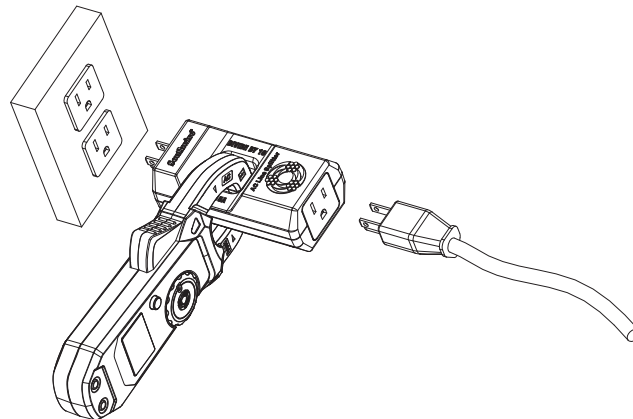
1. KEEP THE AC LINE SPLITTER DRY. If it gets wet, wipe it off. Do not use the AC line splitter if it is wet.
2. USE AND STORE THE AC LINE SPLITTER IN NORMAL TEMPERATURES. Temperature extremes can shorten the life of the electrical parts and distort or melt plastic parts.
3. HANDLE THE AC LINE SPLITTER GENTLY AND CAREFULLY. Dropping it can damage the electrical parts or the case.
4. KEEP THE AC LINE SPLITTER CLEAN. Wipe the case occasionally with a damp cloth. DO NOT use chemicals, cleaning solvents, or detergents.

General Specifications

Voltage Rating (Maximum)	125V AC
AC Current (Maximum)	15A
Operating temperature	32 F to 122 F (0 C to 50 C)
Storage temperature	-4 F to 140 F (-20 C to 60 C)
Humidity	Max 80% up to 87 F (31 C) decreasing linearly to 50% at 104 F (40 C)
Altitude	7000 feet (2100 meters) maximum
Safety Compliance	CAT III 300V

Operation

1. Plug the appliance or electrical device being tested into the line splitter. The splitter will work with a 2-wire or 3-wire power cord.
2. Plug the line splitter into an AC outlet.
3. Turn on the appliance or electrical device being tested.
4. Refer to clamp meter manual for instructions on how to measure AC current.
5. Clamp the jaws of the clamp meter around the square opening of the line splitter. Make sure the jaws are fully closed before taking a reading.
6. Divide the current reading shown on the clamp meter display by 10. For example, if the clamp meter displays 10 amps AC, the actual reading is 1 amp AC.



PRODUCT COMPLIANCE



Users of this product are cautioned not to make modifications or changes that are not approved by Southwire Company, LLC. Doing so may void the compliance of this product with applicable laws and regulatory requirements and may result in the loss of the user's authority to operate the equipment.

UNITED STATES AND CANADA

This device complies with Part 15 of the FCC Rules. Operation is subject to the following two conditions; (1) This device may not cause harmful interference, and (2) this device must accept any interference received, including interference that may cause undesired operation.

This equipment has been tested and found to comply with the limits for a Class B digital device, pursuant to Part 15 of the FCC Rules. These limits are designed to provide reasonable protection against harmful interference in a residential installation. This equipment generates uses and can radiate radio frequency energy and, if not installed and used in accordance with the instructions, may cause harmful interference to radio communications. However, there is no guarantee that interference will not occur in a particular installation. If this equipment does cause harmful interference to radio or television reception, which can be determined by turning the equipment off and on, the user is encouraged to try to correct the interference by one or more of the following measures:

- Reorient or relocate the radio or television receiving antenna.
- Increase the separation between the computer equipment and receiver.
- Connect the equipment into an outlet on a circuit different from that to which the radio or television receiver is connected.
- Consult the dealer or an experienced radio television technician for help.

CAUTION: To comply with the limits of the Class B device, pursuant to Part 15 of the FCC Rules, this device is to comply with Class B limits. All peripherals must be shielded and grounded. Operation with non-certified peripherals or non-shielded cables is likely to result in interference and reception of the device.

Canadian Digital Apparatus Compliance
CAN ICES-3(B)/NMB-3(B)

EUROPEAN UNION

In accordance with CE requirements, the Declaration of Conformity may be found at www.southwiretools.com.

REGISTER YOUR PRODUCT

Register your product purchase at www.southwiretools.com.

At Southwire, we are dedicated to providing you with the best customer experience. By following a few quick steps to register, you can experience quicker service, more efficient support, and receive information on our future products. Simply provide your model number, serial number, and just a few pieces of information about yourself – it is that quick and easy.

LIMITED WARRANTY AND LIMITATION OF LIABILITY ON SOUTHWIRE METERS & TESTERS

Southwire Company, LLC, warrants this product to be free from defects in material and workmanship for five years from the date of purchase. This warranty does not cover fuses, disposable batteries, or damage arising from an accident, neglect, misapplication, contamination, modification, improper maintenance or repair, operation outside of specifications, or abnormal handling of the product. Southwire's sole liability, and the purchaser's exclusive remedy, for any breach of this warranty is expressly limited to Southwire's repair or replacement of the product. Whether Southwire repairs or replaces the product will be a determination that Southwire makes at its sole discretion.

SOUTHWIRE MAKES NO WARRANTY THAT THE PRODUCT WILL BE MERCHANTABLE OR FIT FOR ANY PARTICULAR PURPOSE. SOUTHWIRE MAKES NO OTHER WARRANTY, EXPRESSED OR IMPLIED, OTHER THAN THE WARRANTY SPECIFICALLY SET FORTH HEREIN. SOUTHWIRE WILL NOT BE LIABLE FOR ANY INCIDENTAL, CONSEQUENTIAL, INDIRECT, SPECIAL, OR PUNITIVE DAMAGES FOR ANY BREACH OF THIS WARRANTY.

This warranty is void if this product is used for rental purposes. No product reseller is authorized to extend any other warranty on Southwire's behalf relating to this product, and no such reseller warranty will be binding on Southwire. If you have a warranty claim, or if the product needs to be serviced during or after the warranty period set forth above, please contact the Customer Service Department at 855-SWTOOLS (855-798-6657). The sender is responsible for all shipping, freight, insurance, and packaging costs associated with sending a product to Southwire. Southwire will not be responsible for lost or damaged products returned pursuant to this warranty. All products returned to Southwire under this warranty should be mailed to:

Southwire Company, LLC.
Attention: Tool Warranty Return
840 Old Bremen Road
Carrollton, GA 30117