

Job Name/Title: \_\_\_\_\_

Model #: \_\_\_\_\_

Contractor: \_\_\_\_\_



# LED FLAT PANELS

## POWER & CCT SELECTABLE

### SUGGESTED APPLICATIONS

- New construction or remodel
- Office, schools
- Healthcare facilities
- Institutions and commercial applications

### FEATURES

- Choose wattage and color temperature at installation for 9 possible configurations
- Up to 25% lighter than traditional fixtures
- Low profile and light weight design
- Backlit technology with precision optics for uniform illumination
- Steel housing with white powder coat finish, smooth frame and polystyrene lens
- Includes 18 AWG leads and 22 AWG dimming wires
- Fits standard drop ceiling
- Suspension, surface or recessed mount kits sold separately
- Emergency battery backup models available



**INPUT VOLTAGE: 120-277V**

**FREQUENCY: 50/60Hz**

**POWER FACTOR, THD %:**  
**>0.9, <20%**

**DIMMABLE: 0-10V,**  
**DOWN TO 1%**

**EFFICACY: UP TO 140 LPW**

**MINIMUM CRI: 80**

**BEAM ANGLE: 120°**

**LOCATION RATING: DAMP**

**AMBIENT OPERATING**  
**TEMPERATURE: -4°F TO 113°F**

**FUNCTIONAL LIFE (L70):**  
**50,000 HOURS**



**POWER  
SELECT**

**[ BUILT FOR DURABILITY.  
BUILT FOR RELIABILITY.  
BUILT FOR WORK.™ ]**

**800-666-2852 | SOUTHWIRE.COM**

©2024 Southwire Company, LLC. All rights reserved.  
\*Registered Trademark & ™Trademark of Southwire Company, LLC.

Job Name/Title: \_\_\_\_\_

Model #: \_\_\_\_\_

Contractor: \_\_\_\_\_



**TOPAZ**<sup>®</sup>

A Southwire Company

# LED FLAT PANELS

## POWER & CCT SELECTABLE

### ITEM SPECIFICATIONS | ORDER INFO

MODEL #	ORDER CODE	UPC	SIZE (TRADE)	LUMENS	WATTAGE	INPUT CURRENT @120V/277V	CCT	DLC ID <sup>1</sup>
PL14-40WPCTS-D	75766	032886300042	1' x 4'	2,300	20W	0.22/0.08A	3500K	S-V1YU8W
				3,450	30W*	0.33/0.12A	4000K*	
				4,600	40W	0.44/0.159A	5000K	
PL22-30WPCTS-D	76944	032886316357	2x2	2,735	20W	0.28/0.10A	3500K	S-D2N563
				3,386	25W	0.33/0.12A	4000K*	
				3,983	30W*	0.39/0.14A	5000K	
PL22-30WPCTS-D-EM	76945	032886316692	2x2	2,735	20W	0.28/0.10A	3500K	S-D2N563
				3,386	25W	0.33/0.12A	4000K*	
				3,983	30W*	0.39/0.14A	5000K	
PL22-35WPCTS-D	72994	751338040281	2' x 2'	3,500	25W	0.28/0.10A	3500K	S-4QB7WM
				4,200	30W*	0.33/0.12A	4000K*	
				4,725	35W	0.39/0.14A	5000K	
PL22-35WPCTS-D-EM	75767	032886300059	2' x 2'	3,500	25W	0.28/0.10A	3500K	S-MAQ9DN
				4,200	30W*	0.33/0.12A	4000K*	
				4,725	35W	0.39/0.14A	5000K	
PL24-40WPCTS-D	75768	032886300066	2' x 4'	3,900	30W	0.33/0.12A	3500K	S-C2I73P
				4,550	35W*	0.39/0.14A	4000K*	
				5,200	40W	0.44/0.159A	5000K	
PL24-40WPCTS-D-EM	75769	032886300073	2' x 4'	3,900	30W	0.33/0.12A	3500K	S-NM8CZB
				4,550	35W*	0.39/0.14A	4000K*	
				5,200	40W	0.44/0.159A	5000K	
PL24-50WPCTS-D	72996	751338040304	2' x 4'	4,200	30W	0.33/0.12A	3500K	S-IZRWQA
				5,600	40W*	0.44/0.16A	4000K*	
				6,750	50W	0.55/0.20A	5000K	
PL24-50WPCTS-D-EM	75770	032886300080	2' x 4'	4,200	30W	0.33/0.12A	3500K	S-P5MQ13
				5,600	40W*	0.44/0.16A	4000K*	
				6,750	50W	0.55/0.20A	5000K	

\*Default Power & CCT settings

### ORDERING GUIDE

EXAMPLE: PL24-50WPCTS-D-EM

PRODUCT	SIZE	POWER SELECTABLE	LUMEN PACKAGE	CCT	OPTIONS
PL = Panel Luminaire	14 = 1' X 4'	40WPCTS = 20W/30W/40W	2,300/3,450/4,600	3500K   4000K   5000K	D = Dimmable EM = Emergency battery backup
	22 = 2' X 2'	30WPCTS = 20W/25W/30W	2,735/3,386/3,983		
		35WPCTS = 25W/30W/35W	3,500/4,200/4,725		
		40WPCTS = 30W/35W/40W	3,900/4,550/5,200		
	24 = 2' X 4'	50WPCTS = 30W/40W/50W	4,200/5,600/6,750		

<sup>1</sup>DLC Primary Use Designation:

PL14-xxWPCTS-D-xx = 1x4 Luminaires for Ambient Lighting of Interior Commercial Spaces  
 PL22-xxWPCTS-D-xx = 2x2 Luminaires for Ambient Lighting of Interior Commercial Spaces  
 PL24-xxWPCTS-D-xx = 2x4 Luminaires for Ambient Lighting of Interior Commercial Spaces

Dimming with standard 0-10V control system or wall dimmers. Dimming complies with IEC60929 Annex E. Fixture may not be compatible with all dimmers. Dimming performance may vary based on selected dimmer. Visit [www.topaz-usa.com/led-dimmer-compatibility](http://www.topaz-usa.com/led-dimmer-compatibility) for up-to-date dimmer compatibility information. This device complies with Part 15 of the FCC Rules. Operation is subject to the following two conditions: (1) this device may not cause harmful interference, and (2) this device must accept any interference received, including interference that may cause undesired operation.  
 FIVE (5) YEAR LIMITED WARRANTY: SOUTHWIRE COMPANY, LLC. For details visit: [www.topaz-usa.com/warranty](http://www.topaz-usa.com/warranty)  
 Specifications subject to change without prior notice. Replacement wattage shown depends on application and fixture.

**BUILT FOR DURABILITY.  
 BUILT FOR RELIABILITY.  
 BUILT FOR WORK.™**

800-666-2852 | SOUTHWIRE.COM

©2024 Southwire Company, LLC. All rights reserved.  
 \*Registered Trademark & ™ Trademark of Southwire Company, LLC.

Job Name/Title: \_\_\_\_\_

Model #: \_\_\_\_\_

Contractor: \_\_\_\_\_



# TOPAZ®



A Southwire Company

## LED FLAT PANELS POWER & CCT SELECTABLE

### ACCESSORIES (SOLD SEPARATELY)

MODEL #	ORDER CODE	UPC	PRODUCT TITLE/DESCRIPTION
PL14-FRAME-LP	75771	032886300097	1' x 4' Surface Mount Frame Kit- low profile 2"
PL22-FRAME-LP	75772	032886300103	2' x 2' Surface Mount Frame Kit low profile 2"
PL24-FRAME-LP	75773	032886300110	2' x 4' Surface Mount Frame Kit- low profile 2"
F-L14/FRAME-87	70279	751338035454	1' x 4' Surface Mount Frame Kit 4"
F-L22/FRAME-87	70280	751338035461	2' x 2' Surface Mount Frame Kit 4"
F-L24/FRAME-87	70281	751338035478	4' x 4' Surface Mount Frame Kit 4"
F-L14/FLANGE-87	70276	751338035416	1' x 4' Sheetrock Flange Kit
F-L22/FLANGE-87	70277	751338035423	2' x 2' Sheetrock Flange Kit
F-L24/FLANGE-87	70278	751338035447	2' x 4' Sheetrock Flange Kit
F-L22/CABLE/BL-87	70282	751338036017	4' Suspended Mount Cable Kit for use with 2' x 2' Flat Panel
F-L24/CABLE/BL-87	70283	751338036031	4' Suspended Mount Cable Kit for use with 2' x 4' Flat Panel
BEL5/120-277V-92	70585	751338020177	Emergency LED Driver 120-277V
WD-DS710	70605	-	Dimmer 0-10V

### ENERGY SAVINGS *Based on 12 hours/day and \$0.11/kWh*

MODEL #	LED WATTAGE	FLUORESCENT REPLACEMENT WATTAGE	WATTS SAVED	YEARLY SAVINGS	5 YEAR SAVINGS
PL14-40WPCTS-D	20W	32W T8	10W	\$5	\$24
PL14-40WPCTS-D	30W	2x 32W T8 LBF	24W	\$12	\$58
PL14-40WPCTS-D	40W	2x 32W T8	20W	\$10	\$48
PL22-30WPCTS-D-XX	20W	2X 32W T8	40W	\$19	\$96
PL22-30WPCTS-D-XX	25W	2X 32W T8	35W	\$17	\$84
PL22-30WPCTS-D-XX	30W	3X 32W T8	60W	\$29	\$145
PL22-35WPCTS-D-XX	25W	2x 32W T8 UBEND LBF	29W	\$14	\$70
PL22-35WPCTS-D-XX	30W	2x 32W T8 UBEND NBF	30W	\$14	\$72
PL22-35WPCTS-D-XX	35W	2x 32W T8 HBF	35W	\$17	\$84
PL24-40WPCTS-D-XX	30W	2x 32W T8 NBF	30W	\$14	\$72
PL24-40WPCTS-D-XX	35W	3x 32W T8 HBF	71W	\$34	\$171
PL24-40WPCTS-D-XX	40W	4x 32W T8 HBF	100W	\$48	\$241
PL24-50WPCTS-D-XX	30W	2x 32W T8 NBF	30W	\$14	\$72
PL24-50WPCTS-D-XX	40W	3x 32W T8 HBF	66W	\$32	\$159
PL24-50WPCTS-D-XX	50W	4x 32W T8 HBF	90W	\$43	\$217

**BUILT FOR DURABILITY.  
BUILT FOR RELIABILITY.  
BUILT FOR WORK.™**

800-666-2852 | SOUTHWIRE.COM

©2024 Southwire Company, LLC. All rights reserved.  
\*Registered Trademark & ™Trademark of Southwire Company, LLC.

Job Name/Title: \_\_\_\_\_

Model #: \_\_\_\_\_

Contractor: \_\_\_\_\_



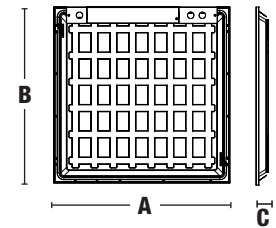
# LED FLAT PANELS

## POWER & CCT SELECTABLE

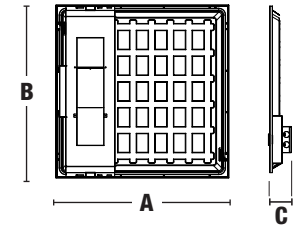
### DIMENSIONS | WEIGHT

MODEL #	A (IN)	B (IN)	C (IN)	WEIGHT (LBS.)	PALLET QTY (PCS) 48" X 40" X 60"	PALLET QTY (case) 48" X 40" X 60"
PL14-40WPCTS-D	47.72	11.85	1.67	4.6	64	16
PL22-XXWPCTS-D	23.74	23.74	1.67	5.1	48	12
PL22-XXWPCTS-D-EM	23.74	23.74	3.09	7.6	28	28
PL24-XXPCTS-D	47.72	23.74	1.67	8.4	24	6
PL24-XXPCTS-D-EM	47.72	23.74	3.09	11.9	14	14
PL22-FRAME-LP	24	24	2.4	2.4	640	64
PL24-FRAME-LP	48	24	2.4	3.9	270	27
F-L14/FRAME-87	48	12	4.3	6.4	120	12
F-L22/FRAME-87	24	24	4.3	6.6	290	29
F-L24/FRAME-87	48	24	4.3	7.6	120	12
F-L14/FLANGE-87	48	14.1	2	7.7	310	31
F-L22/FLANGE-87	24	24	1.8	5.8	550	55
F-L24/FLANGE-87	48	26	2.9	8.5	310	31

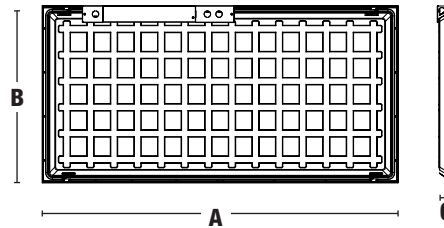
2' X 2' PCTS  
(BACK)



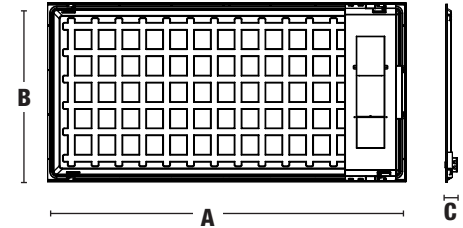
2' X 2' PCTS-EM  
(BACK)



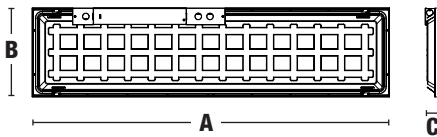
2' X 4' PCTS  
(BACK)



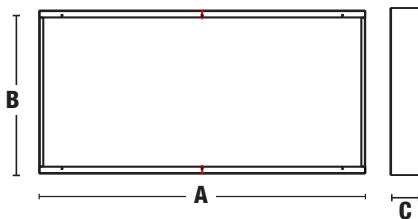
2' X 4' PCTS-EM  
(BACK)



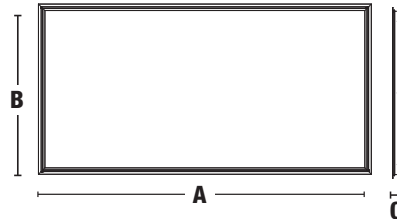
1' X 4' PCTS  
(BACK)



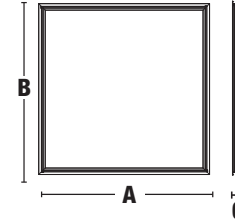
2' X 4' FRAME KIT



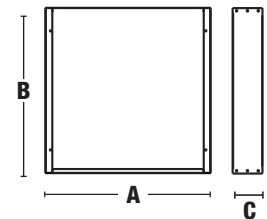
2' X 4' SHEETROCK  
FLANGE KIT



2' X 2' SHEETROCK  
FLANGE KIT



2' X 2' FRAME KIT



**BUILT FOR DURABILITY.  
BUILT FOR RELIABILITY.  
BUILT FOR WORK.™**

800-666-2852 | SOUTHWIRE.COM

©2024 Southwire Company, LLC. All rights reserved.  
\*Registered Trademark & ™Trademark of Southwire Company, LLC.