


Report of Test

LLIA002524-009

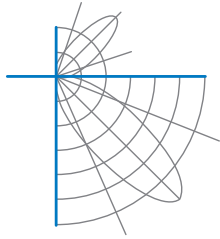
Catalog Number: BFL-30PCS-KNGS (30W/4000K/40deg)
Knuckle or stake mounted, cast aluminum housing,
frosted plastic optic enclosure with clear sections in front of each LED.
86 CW and WW LEDs on one E347474LD8 LED board
One DB-30EP-M52BHP LED driver
120.1Vac, 60.00Hz, 0.2381A, 28.38W, 0.992PF, 5.8%THD(i)



Performance Summary

Total Light Output	4275	lm	Illuminance at 10m	64.9 lux
Luminaire Power	28.4	W	Beam Distance	161.2 Meters (to 0.25 lux)
Luminous Efficacy	150.5	lm/W	Maximum Intensity	6493.7 cd
Beam Spread (50%)	38.6° V x 38.2° H			
Field Spread (10%)	84.5° V x 84.3° H			
NEMA Type	5H x 5V			

PREPARED FOR : Topaz Lighting, A Southwire Company, 925 Waverly Ave, Holtsville, NY



Test Report No. LLIA002524-009

Catalog Number: BFL-30PCS-KNGS (30W/4000K/40deg)
Knuckle or stake mounted, cast aluminum housing,
frosted plastic optic enclosure with clear sections in front of each LED.
86 CW and WW LEDs on one E347474LD8 LED board
One DB-30EP-M52BHP LED driver
120.1Vac, 60.00Hz, 0.2381A, 28.38W, 0.992PF, 5.8%THD(i)

Floodlight Summary:

Report data based on absolute values as measured.

Maximum Luminous Intensity 6493.7 cd
(Luminaire orientation as tested.) 1.5° vertical
0.0° horizontal

Beam Spread At 10% of max intensity 84.5° V x 84.3° H
At 50% of max intensity 38.6° V x 38.2° H
At 90% of max intensity 13.5° V x 13.1° H

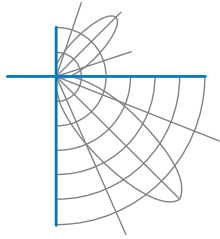
Beam Flux Total 4275 lm
To 10% of max intensity 3584 lm
To 50% of max intensity 1626 lm
To 90% of max intensity 260 lm

Total Light Output 4274.7 lm

Signed:

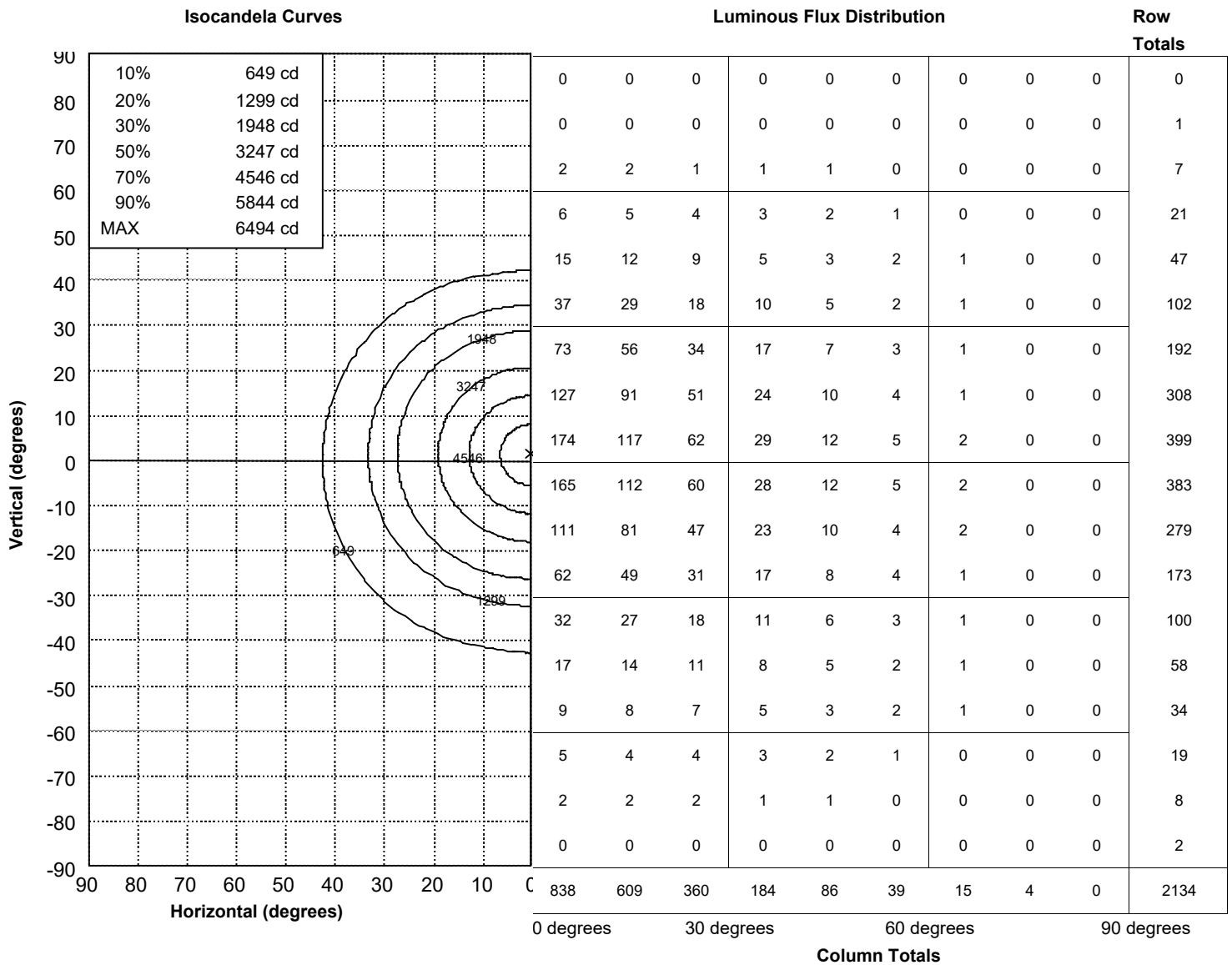
Authorized Signatory

Date of test 4-Nov-2024
Date of report 5-Nov-2024

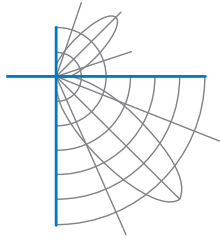


Test Report No. LLIA002524-009

Catalog Number: BFL-30PCS-KNGS (30W/4000K/40deg)
Knuckle or stake mounted, cast aluminum housing,
frosted plastic optic enclosure with clear sections in front of each LED.
86 CW and WW LEDs on one E347474LD8 LED board
One DB-30EP-M52BHP LED driver
120.1Vac, 60.00Hz, 0.2381A, 28.38W, 0.992PF, 5.8%THD(i)



Note: Left and right sides of photometric data have been averaged.
Lumen values are tabulated as absolute lumen values.
Candela values are tabulated as absolute candela values.



Test Report No. LLIA002524-009

Catalog Number: BFL-30PCS-KNGS (30W/4000K/40deg)
Knuckle or stake mounted, cast aluminum housing,
frosted plastic optic enclosure with clear sections in front of each LED.
86 CW and WW LEDs on one E347474LD8 LED board
One DB-30EP-M52BHP LED driver
120.1Vac, 60.00Hz, 0.2381A, 28.38W, 0.992PF, 5.8%THD(i)

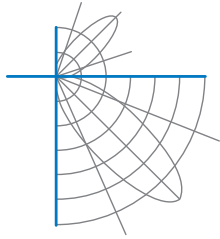
Vertical Angle (degrees)	Left Side Horizontal Angle (degrees)									Lumen Totals
	-90	-60	-30	0	30	60	90	180	270	
-90	0.7	2.4	4.3	6.5	8.9	10.6	12.7	13.6	14.1	2
	0.0	0.0	0.1	0.1	0.2	0.3	0.4	0.4	0.5	8
	1.9	6.5	15.9	27.3	37.8	48.7	58.1	64.8	69.1	19
	0.0	0.1	0.2	0.5	0.8	1.2	1.6	1.9	2.1	34
-60	3.0	13.8	33.0	54.6	81.1	108.1	132.6	150.5	159.9	58
	0.0	0.1	0.4	1.0	1.8	2.7	3.7	4.4	4.9	100
	3.9	22.7	49.4	90.9	138.0	186.4	237.0	277.2	303.1	173
	0.0	0.2	0.7	1.6	3.0	4.7	6.6	8.2	9.2	279
	4.7	30.2	71.6	129.1	203.8	298.3	394.9	486.8	546.5	383
	0.0	0.3	0.9	2.3	4.5	7.5	11.0	14.4	16.7	399
	5.4	36.1	91.1	175.7	288.9	442.5	661.5	900.5	1062.9	308
	0.0	0.3	1.2	3.1	6.3	11.2	18.4	26.6	32.3	192
-30	5.9	40.1	105.3	215.4	369.4	657.6	1109.6	1649.5	2064.3	102
	0.0	0.4	1.4	3.9	8.2	16.7	30.9	48.7	62.4	47
	6.1	42.3	114.1	240.8	456.3	911.2	1681.9	2742.7	3679.1	21
	0.0	0.4	1.6	4.4	10.3	23.2	47.0	81.1	111.3	7
	6.2	42.6	117.2	253.0	516.1	1108.3	2171.9	3817.4	5595.5	1
	0.0	0.4	1.6	4.6	11.7	28.1	60.3	111.6	164.9	0
0	6.0	40.9	113.2	246.6	508.6	1129.5	2245.5	3996.5	5915.9	
	0.0	0.4	1.6	4.5	11.6	28.6	62.3	116.6	173.8	
	5.7	37.6	102.1	220.3	432.1	944.0	1830.0	3066.9	4214.1	
	0.0	0.3	1.4	4.0	9.9	24.1	51.1	90.5	126.9	
	5.2	33.0	86.5	181.2	325.4	650.0	1221.4	1898.5	2422.0	
	0.0	0.3	1.2	3.3	7.4	16.6	34.0	56.0	73.2	
30	4.6	27.4	67.5	133.9	230.1	384.9	651.3	975.2	1203.9	
	0.0	0.2	0.9	2.4	5.1	9.8	18.3	28.9	36.5	
	3.9	21.2	46.4	84.4	140.2	217.3	307.5	413.4	490.2	
	0.0	0.2	0.6	1.5	3.1	5.5	8.6	12.3	15.1	
	3.1	14.5	25.6	48.0	76.0	106.0	141.9	172.9	194.0	
	0.0	0.1	0.4	0.9	1.6	2.7	4.0	5.1	5.9	
60	2.3	7.7	14.5	19.5	30.0	40.0	50.1	59.1	65.3	
	0.0	0.1	0.2	0.4	0.7	1.0	1.4	1.8	2.0	
	1.4	2.9	5.4	6.2	5.0	6.7	6.6	8.1	9.5	
	0.0	0.0	0.1	0.1	0.1	0.2	0.2	0.3	0.3	
	0.5	1.0	0.8	0.7	0.4	0.1	0.0	0.0	0.0	
	0.0	0.0	0.0	0.0	0.0	0.0	0.0	0.0	0.0	
90										
	0	4	15	39	86	184	360	609	838	2134

Lumen Totals

Legend:

candelas
lumens

Standard table of intensity and illuminance in accordance with IES procedures.
Angular data is shown with the polar axis horizontal.
Luminous flux expressed as lumens within marked zones.
Luminous intensity expressed as candelas at centre of zones.



Test Report No. LLIA002524-009

Catalog Number: BFL-30PCS-KNGS (30W/4000K/40deg)
Knuckle or stake mounted, cast aluminum housing,
frosted plastic optic enclosure with clear sections in front of each LED.
86 CW and WW LEDs on one E347474LD8 LED board
One DB-30EP-M52BHP LED driver
120.1Vac, 60.00Hz, 0.2381A, 28.38W, 0.992PF, 5.8%THD(i)

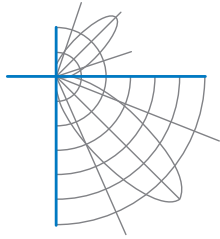
Vertical Angle (degrees)	Right Side Horizontal Angle (degrees)									Lumen Totals
	0	30	60	90	120	150	180	210	240	
-90	14.1 0.5	13.6 0.4	12.7 0.4	10.6 0.3	8.9 0.2	6.5 0.1	4.3 0.1	2.4 0.0	0.7 0.0	2
	69.1 2.1	64.8 1.9	58.1 1.6	48.7 1.2	37.8 0.8	27.3 0.5	15.9 0.2	6.5 0.1	1.9 0.0	8
	159.9 4.9	150.5 4.4	132.6 3.7	108.1 2.7	81.1 1.8	54.6 1.0	33.0 0.4	13.8 0.1	3.0 0.0	19
-60	303.1 9.2	277.2 8.2	237.0 6.6	186.4 4.7	138.0 3.0	90.9 1.6	49.4 0.7	22.7 0.2	3.9 0.0	34
	546.5 16.7	486.8 14.4	394.9 11.0	298.3 7.5	203.8 4.5	129.1 2.3	71.6 0.9	30.2 0.3	4.7 0.0	58
	1062.9 32.3	900.5 26.6	661.5 18.4	442.5 11.2	288.9 6.3	175.7 3.1	91.1 1.2	36.1 0.3	5.4 0.0	100
-30	2064.3 62.4	1649.5 48.7	1109.6 30.9	657.6 16.7	369.4 8.2	215.4 3.9	105.3 1.4	40.1 0.4	5.9 0.0	173
	3679.1 111.3	2742.7 81.1	1681.9 47.0	911.2 23.2	456.3 10.3	240.8 4.4	114.1 1.6	42.3 0.4	6.1 0.0	279
	5595.5 164.9	3817.4 111.6	2171.9 60.3	1108.3 28.1	516.1 11.7	253.0 4.6	117.2 1.6	42.6 0.4	6.2 0.0	383
0	5915.9 173.8	3996.5 116.6	2245.5 62.3	1129.5 28.6	508.6 11.6	246.6 4.5	113.2 1.6	40.9 0.4	6.0 0.0	399
	4214.1 126.9	3066.9 90.5	1830.0 51.1	944.0 24.1	432.1 9.9	220.3 4.0	102.1 1.4	37.6 0.3	5.7 0.0	308
	2422.0 73.2	1898.5 56.0	1221.4 34.0	650.0 16.6	325.4 7.4	181.2 3.3	86.5 1.2	33.0 0.3	5.2 0.0	192
30	1203.9 36.5	975.2 28.9	651.3 18.3	384.9 9.8	230.1 5.1	133.9 2.4	67.5 0.9	27.4 0.2	4.6 0.0	102
	490.2 15.1	413.4 12.3	307.5 8.6	217.3 5.5	140.2 3.1	84.4 1.5	46.4 0.6	21.2 0.2	3.9 0.0	47
	194.0 5.9	172.9 5.1	141.9 4.0	106.0 2.7	76.0 1.6	48.0 0.9	25.6 0.4	14.5 0.1	3.1 0.0	21
60	65.3 2.0	59.1 1.8	50.1 1.4	40.0 1.0	30.0 0.7	19.5 0.4	14.5 0.2	7.7 0.1	2.3 0.0	7
	9.5 0.3	8.1 0.3	6.6 0.2	6.7 0.2	5.0 0.1	6.2 0.1	5.4 0.1	2.9 0.0	1.4 0.0	1
	0.0 0.0	0.0 0.0	0.0 0.0	0.1 0.0	0.4 0.0	0.7 0.0	0.8 0.0	1.0 0.0	0.5 0.0	0
90	838	609	360	184	86	39	15	4	0	2134

Lumen Totals

Legend:

candelas
lumens

Standard table of intensity and illuminance in accordance with IES procedures.
Angular data is shown with the polar axis horizontal.
Luminous flux expressed as lumens within marked zones.
Luminous intensity expressed as candelas at centre of zones.



Test Report No. LLIA002524-009

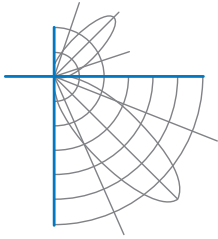
Catalog Number: BFL-30PCS-KNGS (30W/4000K/40deg)
Knuckle or stake mounted, cast aluminum housing,
frosted plastic optic enclosure with clear sections in front of each LED.
86 CW and WW LEDs on one E347474LD8 LED board
One DB-30EP-M52BHP LED driver
120.1Vac, 60.00Hz, 0.2381A, 28.38W, 0.992PF, 5.8%THD(i)

Candela trace through origin.

Vertical Trace			
Angle	Intensity (cd)	Angle	Intensity (cd)
90.0	0.02	0.0	6472.44
87.0	0.00	-3.0	6222.75
84.0	0.00	-6.0	5748.56
81.0	0.00	-9.0	5136.70
78.0	0.88	-12.0	4471.14
75.0	8.42	-15.0	3823.58
72.0	21.19	-18.0	3231.55
69.0	37.18	-21.0	2704.15
66.0	57.06	-24.0	2244.47
63.0	82.53	-27.0	1846.40
60.0	114.63	-30.0	1508.60
57.0	160.95	-33.0	1229.84
54.0	216.87	-36.0	1001.37
51.0	276.86	-39.0	815.28
48.0	365.61	-42.0	666.34
45.0	489.79	-45.0	546.68
42.0	653.78	-48.0	454.74
39.0	863.92	-51.0	383.13
36.0	1129.78	-54.0	331.34
33.0	1429.39	-57.0	266.65
30.0	1771.10	-60.0	217.44
27.0	2175.69	-63.0	182.99
24.0	2648.46	-66.0	149.97
21.0	3177.42	-69.0	120.16
18.0	3770.46	-72.0	93.34
15.0	4415.11	-75.0	68.65
12.0	5061.20	-78.0	48.14
9.0	5667.86	-81.0	31.20
6.0	6150.00	-84.0	17.22
3.0	6438.96	-87.0	6.86
0.0	6472.44	-90.0	1.50

Horizontal Trace			
Angle	Intensity (cd)	Angle	Intensity (cd)
90.0	0.07	0.0	6472.44
87.0	3.66	-3.0	6329.63
84.0	9.70	-6.0	5919.82
81.0	20.46	-9.0	5359.73
78.0	31.22	-12.0	4712.81
75.0	41.97	-15.0	4062.82
72.0	64.20	-18.0	3453.44
69.0	86.43	-21.0	2905.04
66.0	108.66	-24.0	2417.73
63.0	143.27	-27.0	1992.61
60.0	184.06	-30.0	1627.10
57.0	224.86	-33.0	1310.17
54.0	274.10	-36.0	1060.68
51.0	340.24	-39.0	843.59
48.0	406.38	-42.0	658.91
45.0	522.77	-45.0	522.77
42.0	658.91	-48.0	406.38
39.0	843.59	-51.0	340.24
36.0	1060.68	-54.0	274.10
33.0	1310.17	-57.0	224.86
30.0	1627.10	-60.0	184.06
27.0	1992.61	-63.0	143.27
24.0	2417.73	-66.0	108.66
21.0	2905.04	-69.0	86.43
18.0	3453.44	-72.0	64.20
15.0	4062.82	-75.0	41.97
12.0	4712.81	-78.0	31.22
9.0	5359.73	-81.0	20.46
6.0	5919.82	-84.0	9.70
3.0	6329.63	-87.0	3.66
0.0	6472.44	-90.0	0.07

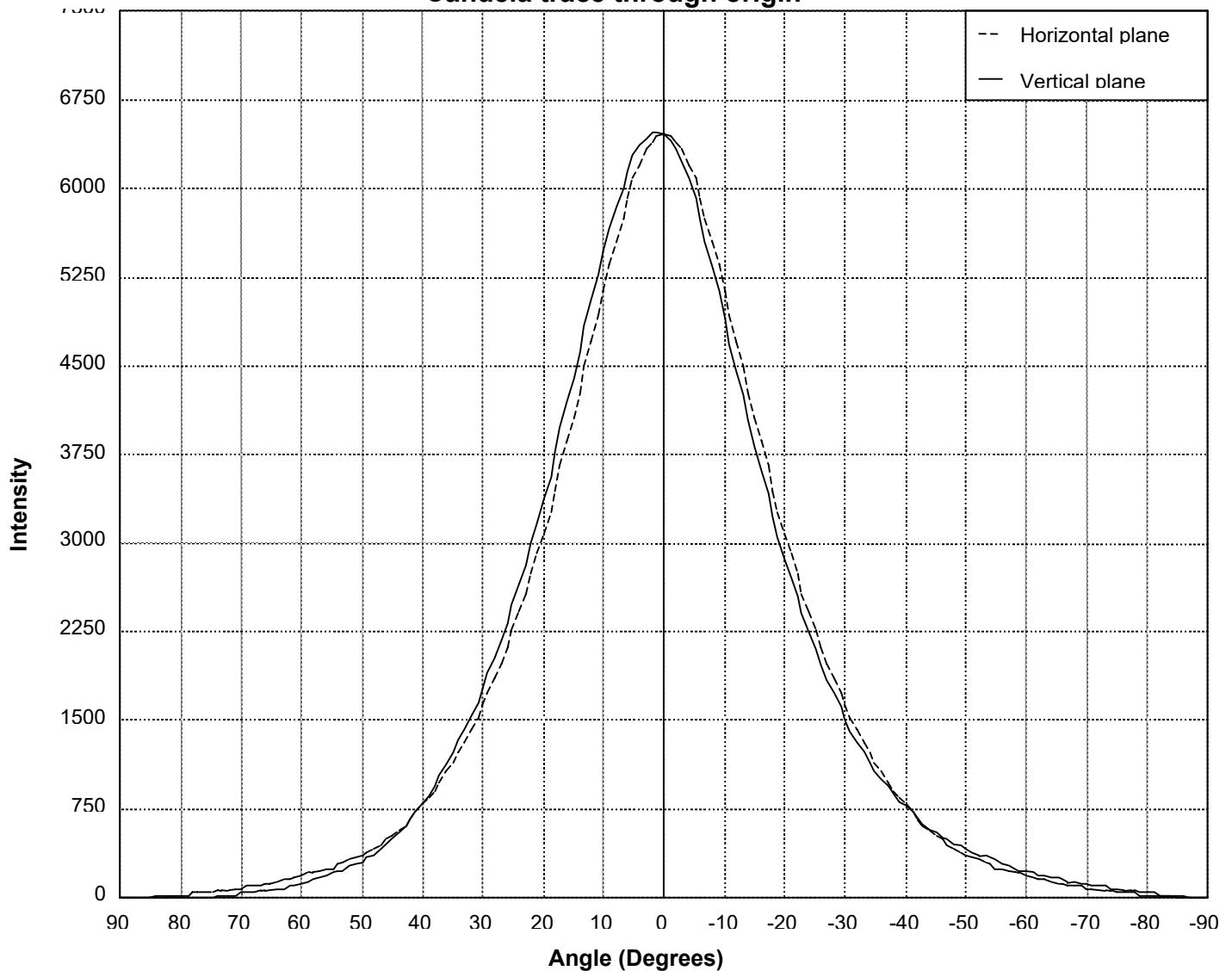
Note: Luminaire orientation as tested.
The left and right sides of photometric data have been averaged.



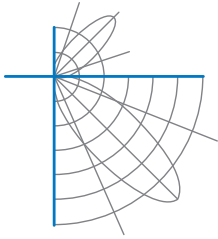
Test Report No. LLIA002524-009

Catalog Number: BFL-30PCS-KNGS (30W/4000K/40deg)
Knuckle or stake mounted, cast aluminum housing,
frosted plastic optic enclosure with clear sections in front of each LED.
86 CW and WW LEDs on one E347474LD8 LED board
One DB-30EP-M52BHP LED driver
120.1Vac, 60.00Hz, 0.2381A, 28.38W, 0.992PF, 5.8%THD(i)

Candela trace through origin



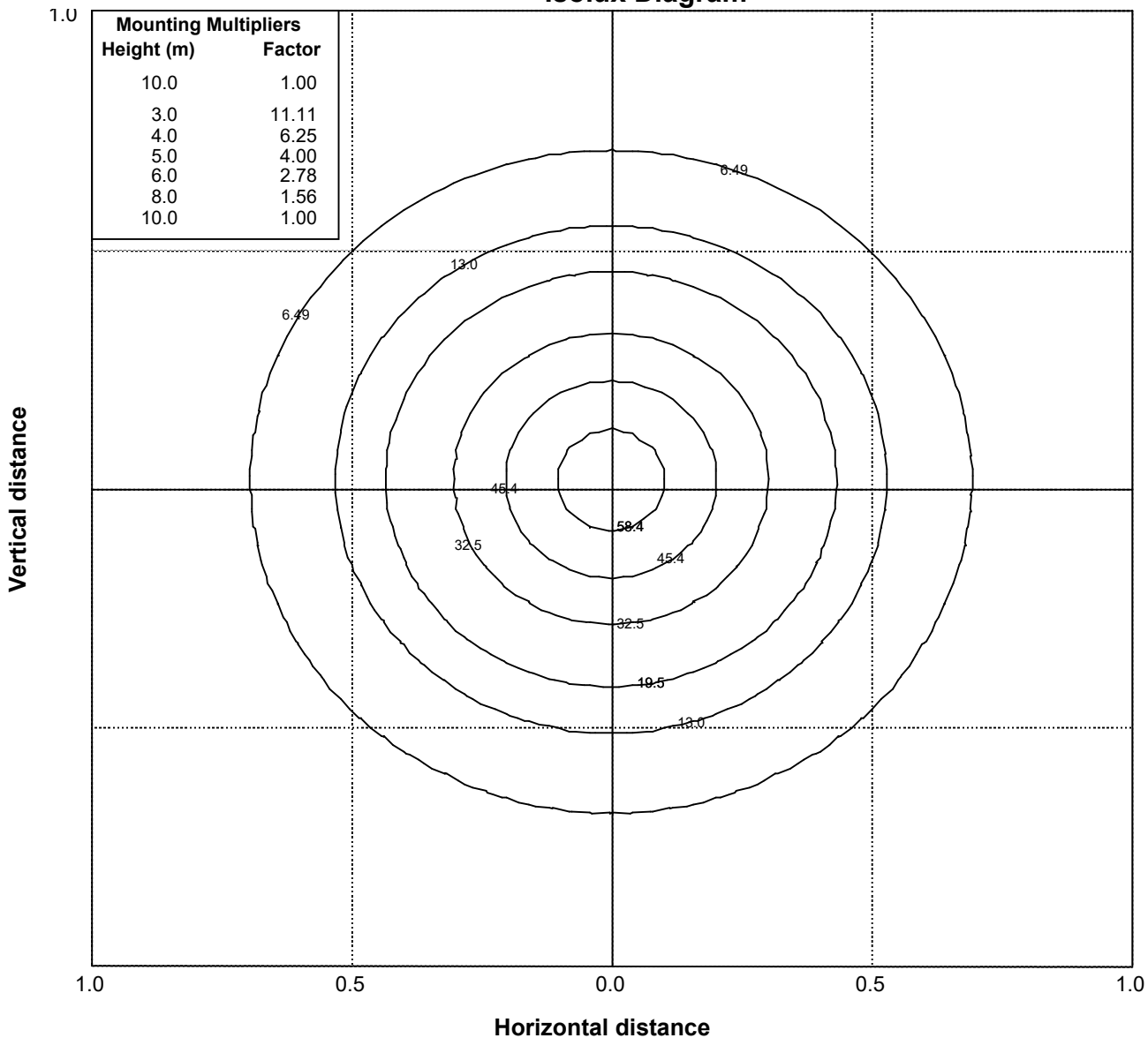
Note: The intensity units are expressed as candelas.
The left and right sides of photometric data have been averaged.
Both the vertical and the horizontal trace pass through the nadir.



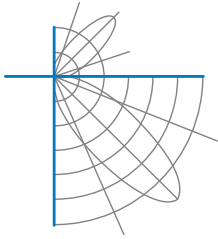
Test Report No. LLIA002524-009

Catalog Number: BFL-30PCS-KNGS (30W/4000K/40deg)
Knuckle or stake mounted, cast aluminum housing,
frosted plastic optic enclosure with clear sections in front of each LED.
86 CW and WW LEDs on one E347474LD8 LED board
One DB-30EP-M52BHP LED driver
120.1Vac, 60.00Hz, 0.2381A, 28.38W, 0.992PF, 5.8%THD(i)

Isolux Diagram



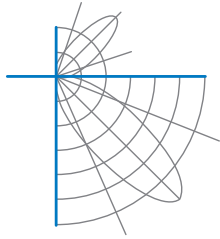
Note: The isolux levels are based on a mounting height of H = 10.0 metres. Grid values show multiples of mounting height.
The isolux contours are set to 10%, 20%, 30%, 50%, 70%, 90% of the maximum.
The isolux contour units are expressed as lux. The left and right sides of photometric data have been averaged.



Test Report No. LLIA002524-009

Catalog Number: BFL-30PCS-KNGS (30W/4000K/40deg)
Knuckle or stake mounted, cast aluminum housing,
frosted plastic optic enclosure with clear sections in front of each LED.
86 CW and WW LEDs on one E347474LD8 LED board
One DB-30EP-M52BHP LED driver
120.1Vac, 60.00Hz, 0.2381A, 28.38W, 0.992PF, 5.8%THD(i)





Test Report No. LLIA002524-009

Catalog Number: BFL-30PCS-KNGS (30W/4000K/40deg)
Knuckle or stake mounted, cast aluminum housing,
frosted plastic optic enclosure with clear sections in front of each LED.
86 CW and WW LEDs on one E347474LD8 LED board
One DB-30EP-M52BHP LED driver
120.1Vac, 60.00Hz, 0.2381A, 28.38W, 0.992PF, 5.8%THD(i)

Test Distance 9.5 m
Test Temperature 25.1 °C

Notes The laboratory has not participated in the selection of samples to be tested. All testing is performed on the understanding that the significance of the report is limited to the extent that the test sample is representative of production units.

Tested in accordance with the applicable sections of publications: IES LM-79-19, IES LM-75-19, and IES LM-35-20.

The luminous intensity values, and other derived quantities, contained in this report are based on the absolute data, as measured.

Prorating the performance of the sample for the use of other component combinations (such as lamp / LED / Ballast / driver), or for use in different environmental conditions than that tested, may produce erroneous results.

This report is free of erasures and corrections.

Photometric intensity values are reported using the CIE (B, β) coordinate system as defined in CIE publication number 121.

This report may contain data that are not covered by the NVLAP accreditation. Quantities marked with * are not covered.

This report must not be used by the customer to claim product certification, approval or endorsement by NVLAP, NIST, or any agency of the Federal Government.