

LED Slim Fit Recessed Downlights

CCT SELECTABLE - GIMBAL



Focused Light Where You Need It Most

With an ultra-low profile of less than two inches, Topaz's Gimbal Slim Fit Recessed Downlights have an impressive 360° rotation and 30° tilt to focus light where you need it most. The five CCT selectable switch easily allows for selection of 2700K, 3000K, 3500K, 4000K and 5000K color temperatures at installation to create the perfect ambiance in kitchens, living rooms, basements, and hallways of commercial, residential and multi-family dwellings. Easily install with spring clips and quick connects in new construction and retrofit applications.

FEATURES

- Recessed housing not required
- 2700K, 3000K, 3500K, 4000K and 5000K CCT Selectable
- 360° rotation and 30° tilt
- Low profile with spring clips and quick connects
- For use in insulated and non-insulated ceiling
- Airtight certified per ASTM-E283
- T24 JA8: Can be used to comply with California Energy Commission's High Efficacy LED light source requirements

SUGGESTED APPLICATIONS

- Retrofit and new construction
- Commercial, residential and multi-family
- Kitchen, living areas, basement and hallways



LED Slim Fit Recessed Downlights

CCT SELECTABLE - GIMBAL

GENERAL SPECIFICATIONS

Input Voltage, Frequency: 120V, 60Hz
Power Factor, THD %: >0.95, <16%
Dimmable: Down to 5%
Efficacy: Up to 75 LPW
CRI: 90

Functional Life (L70): 50,000 hours
Location Rating: Damp
Ambient Operating Temp: -4°F to 113°F
IC Rated (Insulation Contact)
AT Rated (Airtight)

ITEM SPECIFICATIONS / ORDER INFO

Catalog Number	Order Code	UPC	Lumens	Wattage	Input Current	CCT	Beam Angle	Title 24 JA8	ENERGY STAR
RDL/4GIM/9/5CTS-46	70888	751338038622	580	9W	0.09A	2700K/3000K/3500K/4000K/5000K	100°	Y	Y
RDL/4GIM/11/5CTS-46	70889	751338038639	770	11W	0.11A	2700K/3000K/3500K/4000K/5000K	100°	Y	Y
RDL/4GIM/15/5CTS-46	70890	751338038646	1,000	15W	0.14A	2700K/3000K/3500K/4000K/5000K	100°	Y	Y
RDL/6GIM/16/5CTS-46	72788	751338044166	1,200	16W	0.14A	2700K/3000K/3500K/4000K/5000K	100°	Y	Y

NOMENCLATURE

EXAMPLE: RDL/6GIM/16/5CTS-46

RDL = Recessed Downlight LED / 4GIM = 4" Gimbal / 9 = 9 Watts / 5CTS = 5 Color Temperature Selectable
 6GIM = 6" Gimbal / 11 = 11 Watts
 15 = 15 Watts
 16 = 16 Watts

ACCESSORIES (SOLD SEPARATELY)

Catalog Number	Order Code	UPC	Description
RDL4-FRAME KIT	77223	751338023086	Frame-In Kit for use with 4" Gimbal Downlight
RDL6-FRAME KIT	77225	751338023093	Frame-In Kit for use with 6" Gimbal Downlight
RDL/CBL/5CTS/6FT-46	71090	751338038684	6' Low Voltage Extension Cable

Extension Cables can be connected together up to a maximum of 20 feet between the driver and the downlight.

ENERGY SAVINGS

Catalog Number	LED Wattage	Incandescent Replacement Wattage	Watts Saved	Yearly Savings	5 Year Savings
Based on 12 hours/day and \$0.11/kWh					
RDL/4GIM/9/5CTS-46	9W	50W	41W	\$20	\$99
RDL/4GIM/11/5CTS-46	11W	65W	54W	\$26	\$130
RDL/4GIM/15/5CTS-46	15W	75W	60W	\$29	\$145
RDL/6GIM/16/5CTS-46	16W	85W	69W	\$33	\$166

NOTES:

Dimming- This product is designed to be compatible with most leading-edge type incandescent and LED style dimmers. (Dimming range 100% down to 5%). Product performance may vary depending on dimmer manufacturer and circuit loading. Visit www.topaz-usa.com/led-dimmer-compatibility for up-to-date dimmer compatibility information.

This device complies with Part 15 of the FCC Rules. Operation is subject to the following two conditions: (1) this device may not cause harmful interference, and (2) this device must accept any interference received, including interference that may cause undesired operation.

FIVE (5) YEAR LIMITED WARRANTY: SOUTHWIRE COMPANY, LLC: For details visit: www.topaz-usa.com/warranty

Specifications subject to change without prior notice. Replacement wattage shown depends on application and fixture.

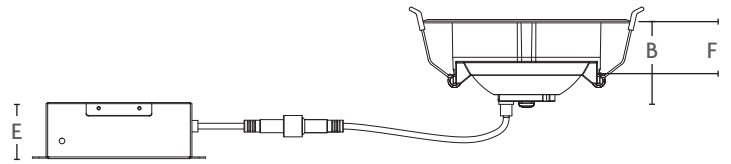
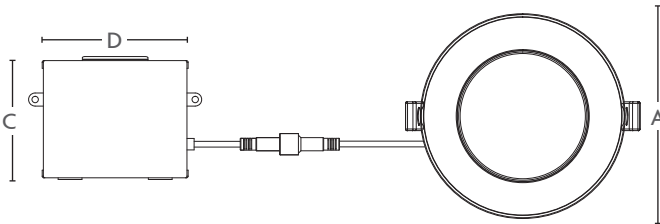
Rev. 01, 04/22

LED Slim Fit Recessed Downlights

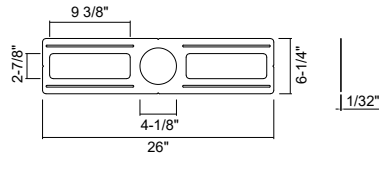
CCT SELECTABLE - GIMBAL

PRODUCT DIMENSIONS / LINE DRAWING

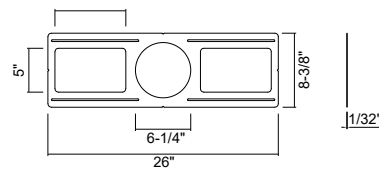
Catalog Number	Diameter (A)	Depth (B)	Width (C)	Length (D)	Depth (E)	Depth (F)	Cutout Size	Weight
RDL/4GIM/XX/5CTS-46	4.92"	1.97"	2.8"	3.5"	1.4"	1.3"	4.13"	1.04 Lbs.
RDL/6GIM/16/5CTS-46	7.09"	3.03"	2.82"	3.45"	1.35"	2.03"	6.25"	1.9 Lbs.



4" Frame Kit

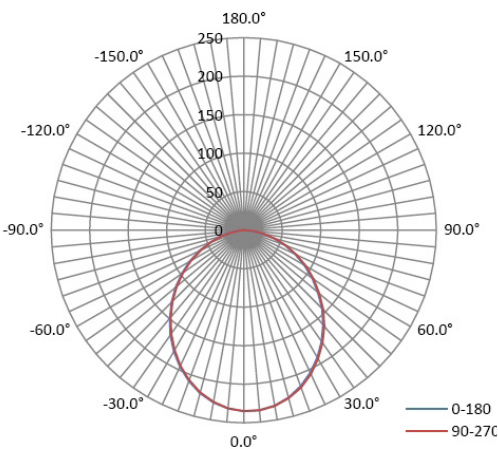


6" Frame Kit

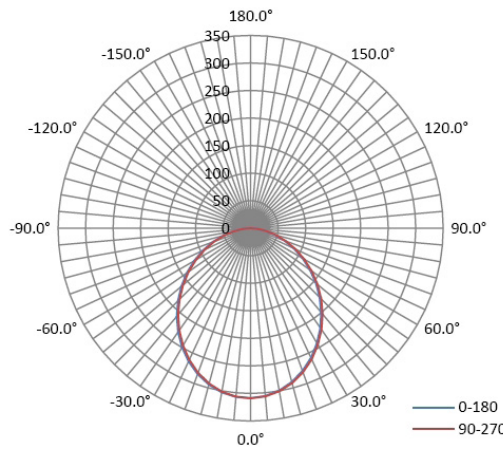


POLAR PLOTS

4" Gimbal 9W



4" Gimbal 11W



4" Gimbal 15W

