


## Report of Test

**LLIA002196-004**

Indoor Distribution Photometry Test Report

Catalog Number: LWRAP4-48-CS-D (4000K)  
Surface mounted, formed white painted steel housing/reflector, diffuse white plastic enclosure.  
520 white LEDs on one LED board with clear plastic enclosure.  
One BL-A48W-60V-G0760LA LED driver



Prepared For:  
Topaz Lighting, A Southwire Company  
925 Waverly Avenue  
Holtsville, NY 11742, USA

| Performance Summary |           |                |                 |
|---------------------|-----------|----------------|-----------------|
| Input Voltage       | 120.0 Vac | Luminous Flux  | 5377.9 Lumens   |
| Input Current       | 0.3858 A  | Total Efficacy | 118.5 Lm/W      |
| Input Power         | 45.39 W   | Downward Flux  | 5368.7 Lumens   |
| Frequency           | 60.00 Hz  | Downward Flux  | 99.8 % of Total |
| Power Factor        | 0.981     |                |                 |
| Current THD         | 8.0 %     |                |                 |

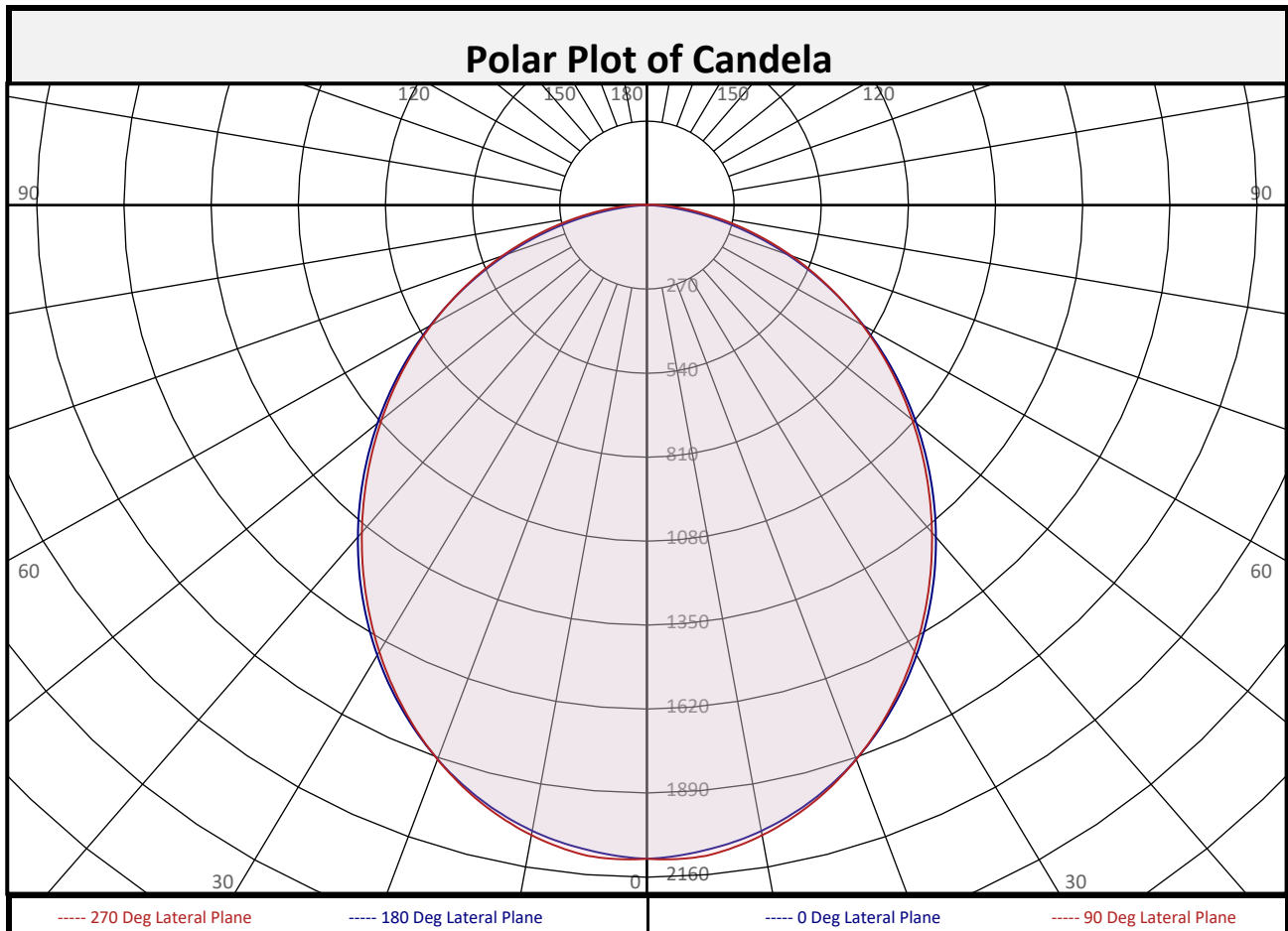
This test report was issued by LightLab International Allentown, LLC without alterations or erasures.

Test date: 08/21/2023  
Report date: 08/29/2023

Signed: \_\_\_\_\_



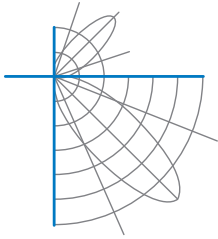
## Report of Test LLIA002196-004



| Zonal Flux Summary |               |                  |  |                 |               |                  |  |                 |               |                  |
|--------------------|---------------|------------------|--|-----------------|---------------|------------------|--|-----------------|---------------|------------------|
| Zone (Deg Vert)    | Flux (Lumens) | Percent of Total |  | Zone (Deg Vert) | Flux (Lumens) | Percent of Total |  | Zone (Deg Vert) | Flux (Lumens) | Percent of Total |
| 0-10               | 198.1         | 3.7%             |  | 90-100          | 7.9           | 0.1%             |  | 0-20            | 756.3         | 14.1%            |
| 10-20              | 558.3         | 10.4%            |  | 100-110         | 1.3           | 0.0%             |  | 0-30            | 1579          | 29.4%            |
| 20-30              | 822.2         | 15.3%            |  | 110-120         | 0.0           | 0.0%             |  | 0-40            | 2533          | 47.1%            |
| 30-40              | 954.7         | 17.8%            |  | 120-130         | 0.0           | 0.0%             |  | 0-60            | 4314          | 80.2%            |
| 40-50              | 951.5         | 17.7%            |  | 130-140         | 0.0           | 0.0%             |  | 0-80            | 5273          | 98.0%            |
| 50-60              | 829.7         | 15.4%            |  | 140-150         | 0.0           | 0.0%             |  | 10-90           | 5171          | 96.1%            |
| 60-70              | 615.2         | 11.4%            |  | 150-160         | 0.0           | 0.0%             |  | 20-50           | 2728          | 50.7%            |
| 70-80              | 343.5         | 6.4%             |  | 160-170         | 0.0           | 0.0%             |  | 40-90           | 2835          | 52.7%            |
| 80-90              | 95.7          | 1.8%             |  | 170-180         | 0.0           | 0.0%             |  | 60-90           | 1054          | 19.6%            |
| 0-90               | 5369          | 99.8%            |  | 90-180          | 9.2           | 0.2%             |  | 0-180           | 5378          | 100.0%           |

**North America (issuing laboratory)**

**Australasia & S.E. Asia**



## Report of Test

LLIA002196-004

Luminous Intensity (Candela) Table

|  |      | Lateral (C-Plane) Angles |      |      |      |      |       |      |       |      |
|--|------|--------------------------|------|------|------|------|-------|------|-------|------|
|  |      | 0                        | 22.5 | 45   | 67.5 | 90   | 112.5 | 135  | 157.5 | 180  |
| Vertical (Gamma) Angles - Data was acquired in 0.5° increments, 2.5° increments shown. | 0    | 2101                     | 2101 | 2101 | 2101 | 2101 | 2101  | 2101 | 2101  | 2101 |
|  | 2.5  | 2094                     | 2094 | 2097 | 2101 | 2104 | 2101  | 2097 | 2094  | 2094 |
|  | 5    | 2081                     | 2081 | 2085 | 2093 | 2100 | 2093  | 2085 | 2081  | 2081 |
|  | 7.5  | 2065                     | 2064 | 2068 | 2075 | 2081 | 2075  | 2068 | 2064  | 2065 |
|  | 10   | 2043                     | 2042 | 2045 | 2051 | 2057 | 2051  | 2045 | 2042  | 2043 |
|  | 12.5 | 2014                     | 2013 | 2015 | 2021 | 2026 | 2021  | 2015 | 2013  | 2014 |
|  | 15   | 1980                     | 1979 | 1980 | 1984 | 1988 | 1984  | 1980 | 1979  | 1980 |
|  | 17.5 | 1940                     | 1938 | 1938 | 1942 | 1945 | 1942  | 1938 | 1938  | 1940 |
|  | 20   | 1895                     | 1893 | 1892 | 1894 | 1896 | 1894  | 1892 | 1893  | 1895 |
|  | 22.5 | 1846                     | 1842 | 1840 | 1842 | 1843 | 1842  | 1840 | 1842  | 1846 |
|  | 25   | 1791                     | 1787 | 1785 | 1785 | 1785 | 1785  | 1785 | 1787  | 1791 |
|  | 27.5 | 1733                     | 1729 | 1724 | 1724 | 1724 | 1724  | 1724 | 1729  | 1733 |
|  | 30   | 1670                     | 1666 | 1661 | 1659 | 1658 | 1659  | 1661 | 1666  | 1670 |
|  | 32.5 | 1605                     | 1601 | 1595 | 1592 | 1590 | 1592  | 1595 | 1601  | 1605 |
|  | 35   | 1537                     | 1532 | 1525 | 1523 | 1520 | 1523  | 1525 | 1532  | 1537 |
|  | 37.5 | 1466                     | 1461 | 1454 | 1451 | 1448 | 1451  | 1454 | 1461  | 1466 |
|  | 40   | 1392                     | 1389 | 1381 | 1378 | 1374 | 1378  | 1381 | 1389  | 1392 |
|  | 42.5 | 1318                     | 1315 | 1308 | 1303 | 1300 | 1303  | 1308 | 1315  | 1318 |
|  | 45   | 1242                     | 1239 | 1233 | 1228 | 1224 | 1228  | 1233 | 1239  | 1242 |
|  | 47.5 | 1166                     | 1163 | 1157 | 1153 | 1149 | 1153  | 1157 | 1163  | 1166 |
| 50   | 1089 | 1086                     | 1081 | 1077 | 1073 | 1077 | 1081  | 1086 | 1089  |      |
| 52.5   | 1010 | 1008                     | 1005 | 1001 | 997  | 1001 | 1005  | 1008 | 1010  |      |
| 55   | 932  | 931                      | 928  | 926  | 922  | 926  | 928   | 931  | 932   |      |
| 57.5   | 854  | 853                      | 852  | 850  | 847  | 850  | 852   | 853  | 854   |      |
| 60   | 775  | 775                      | 775  | 774  | 772  | 774  | 775   | 775  | 775   |      |
| 62.5   | 696  | 697                      | 699  | 699  | 697  | 699  | 699   | 697  | 696   |      |
| 65   | 617  | 619                      | 622  | 624  | 623  | 624  | 622   | 619  | 617   |      |
| 67.5   | 539  | 541                      | 547  | 550  | 549  | 550  | 547   | 541  | 539   |      |
| 70   | 461  | 465                      | 472  | 477  | 477  | 477  | 472   | 465  | 461   |      |
| 72.5   | 384  | 389                      | 398  | 404  | 405  | 404  | 398   | 389  | 384   |      |
| 75   | 309  | 314                      | 325  | 333  | 335  | 333  | 325   | 314  | 309   |      |
| 77.5   | 236  | 243                      | 256  | 266  | 269  | 266  | 256   | 243  | 236   |      |
| 80   | 168  | 175                      | 190  | 203  | 207  | 203  | 190   | 175  | 168   |      |
| 82.5   | 105  | 114                      | 131  | 146  | 151  | 146  | 131   | 114  | 105   |      |
| 85   | 52   | 62                       | 81   | 97   | 103  | 97   | 81    | 62   | 52    |      |
| 87.5   | 15   | 25                       | 44   | 59   | 65   | 59   | 44    | 25   | 15    |      |
| 90   | 0    | 7                        | 21   | 33   | 38   | 33   | 21    | 7    | 0     |      |

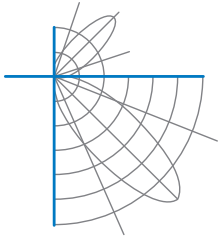
16 lateral half-planes of data were acquired, 22.5 degree increments shown.

**North America (issuing laboratory)**

LightLab International Allentown, LLC  
905 Harrison Street, Suite 135  
Allentown, PA 18103 USA  
Ph: +1 484-273-0705  
Fx: +1 484-209-5779  
www.lightlaballentown.com

**Australasia & S.E. Asia**

LightLab International  
50 Redcliffe Gardens Drive  
Clontarf - Queensland, 4019, Australia  
Ph : +61 7 3283 7862  
Fx : +61 7 3283 8751  
www.lightlabint.com



## Report of Test

LLIA002196-004

Luminous Intensity (Candela) Table

|  |       | Lateral (C-Plane) Angles |      |    |      |    |       |     |       |     |
|--|-------|--------------------------|------|----|------|----|-------|-----|-------|-----|
|  |       | 0                        | 22.5 | 45 | 67.5 | 90 | 112.5 | 135 | 157.5 | 180 |
| Vertical (Gamma) Angles - Data was acquired in 0.5° increments, 2.5° increments shown. | 90    | 0                        | 7    | 21 | 33   | 38 | 33    | 21  | 7     | 0   |
|  | 92.5  | 0                        | 0    | 10 | 18   | 21 | 18    | 10  | 0     | 0   |
|  | 95    | 0                        | 0    | 5  | 10   | 13 | 10    | 5   | 0     | 0   |
|  | 97.5  | 0                        | 0    | 4  | 7    | 8  | 7     | 4   | 0     | 0   |
|  | 100   | 0                        | 0    | 2  | 5    | 6  | 5     | 2   | 0     | 0   |
|  | 102.5 | 0                        | 0    | 0  | 4    | 5  | 4     | 0   | 0     | 0   |
|  | 105   | 0                        | 0    | 0  | 2    | 4  | 2     | 0   | 0     | 0   |
|  | 107.5 | 0                        | 0    | 0  | 2    | 2  | 2     | 0   | 0     | 0   |
|  | 110   | 0                        | 0    | 0  | 0    | 2  | 0     | 0   | 0     | 0   |
|  | 112.5 | 0                        | 0    | 0  | 0    | 0  | 0     | 0   | 0     | 0   |
|  | 115   | 0                        | 0    | 0  | 0    | 0  | 0     | 0   | 0     | 0   |
|  | 117.5 | 0                        | 0    | 0  | 0    | 0  | 0     | 0   | 0     | 0   |
|  | 120   | 0                        | 0    | 0  | 0    | 0  | 0     | 0   | 0     | 0   |
|  | 122.5 | 0                        | 0    | 0  | 0    | 0  | 0     | 0   | 0     | 0   |
|  | 125   | 0                        | 0    | 0  | 0    | 0  | 0     | 0   | 0     | 0   |
|  | 127.5 | 0                        | 0    | 0  | 0    | 0  | 0     | 0   | 0     | 0   |
|  | 130   | 0                        | 0    | 0  | 0    | 0  | 0     | 0   | 0     | 0   |
|  | 132.5 | 0                        | 0    | 0  | 0    | 0  | 0     | 0   | 0     | 0   |
|  | 135   | 0                        | 0    | 0  | 0    | 0  | 0     | 0   | 0     | 0   |
|  | 137.5 | 0                        | 0    | 0  | 0    | 0  | 0     | 0   | 0     | 0   |
| 140  | 0     | 0                        | 0    | 0  | 0    | 0  | 0     | 0   | 0     |     |
| 142.5  | 0     | 0                        | 0    | 0  | 0    | 0  | 0     | 0   | 0     |     |
| 145  | 0     | 0                        | 0    | 0  | 0    | 0  | 0     | 0   | 0     |     |
| 147.5  | 0     | 0                        | 0    | 0  | 0    | 0  | 0     | 0   | 0     |     |
| 150  | 0     | 0                        | 0    | 0  | 0    | 0  | 0     | 0   | 0     |     |
| 152.5  | 0     | 0                        | 0    | 0  | 0    | 0  | 0     | 0   | 0     |     |
| 155  | 0     | 0                        | 0    | 0  | 0    | 0  | 0     | 0   | 0     |     |
| 157.5  | 0     | 0                        | 0    | 0  | 0    | 0  | 0     | 0   | 0     |     |
| 160  | 0     | 0                        | 0    | 0  | 0    | 0  | 0     | 0   | 0     |     |
| 162.5  | 0     | 0                        | 0    | 0  | 0    | 0  | 0     | 0   | 0     |     |
| 165  | 0     | 0                        | 0    | 0  | 0    | 0  | 0     | 0   | 0     |     |
| 167.5  | 0     | 0                        | 0    | 0  | 0    | 0  | 0     | 0   | 0     |     |
| 170  | 0     | 0                        | 0    | 0  | 0    | 0  | 0     | 0   | 0     |     |
| 172.5  | 0     | 0                        | 0    | 0  | 0    | 0  | 0     | 0   | 0     |     |
| 175  | 0     | 0                        | 0    | 0  | 0    | 0  | 0     | 0   | 0     |     |
| 177.5  | 0     | 0                        | 0    | 0  | 0    | 0  | 0     | 0   | 0     |     |
| 180  | 0     | 0                        | 0    | 0  | 0    | 0  | 0     | 0   | 0     |     |

16 lateral half-planes of data were acquired, 22.5 degree increments shown.



## Report of Test

LLIA002196-004

| Coefficients of Utilization/Room Utilization - Zonal Cavity Method |     |     |     |     |     |     |     |     |     |     |     |     |     |     |     |     |     |     |     |     |     |
|--|-----|-----|-----|-----|-----|-----|-----|-----|-----|-----|-----|-----|-----|-----|-----|-----|-----|-----|-----|-----|-----|
| Effective Floor Cavity Reflectance 0.20                            |     |     |     |     |     |     |     |     |     |     |     |     |     |     |     |     |     |     |     |     |     |
| RC   | 80  |     |     |     | 70  |     |     |     | 50  |     |     |     | 30  |     |     |     | 10  |     |     |     | 0   |
| RW   | 70  | 50  | 30  | 10  | 70  | 50  | 30  | 10  | 70  | 50  | 30  | 10  | 70  | 50  | 30  | 10  | 70  | 50  | 30  | 10  | 0   |
| RCR  |     |     |     |     |     |     |     |     |     |     |     |     |     |     |     |     |     |     |     |     |     |
| 0  | 119 | 119 | 119 | 119 | 116 | 116 | 116 | 116 | 111 | 111 | 111 | 111 | 106 | 106 | 106 | 106 | 102 | 102 | 102 | 102 | 100 |
| 1  | 109 | 104 | 100 | 96  | 106 | 102 | 98  | 95  | 98  | 95  | 92  | 89  | 94  | 91  | 89  | 89  | 90  | 88  | 86  | 84  | 84  |
| 2  | 99  | 91  | 85  | 79  | 97  | 89  | 83  | 78  | 86  | 81  | 76  | 74  | 82  | 78  | 74  | 74  | 79  | 76  | 73  | 70  | 70  |
| 3  | 91  | 80  | 72  | 66  | 88  | 79  | 71  | 65  | 76  | 69  | 64  | 64  | 73  | 68  | 63  | 63  | 70  | 66  | 62  | 60  | 60  |
| 4  | 83  | 71  | 63  | 56  | 81  | 70  | 62  | 56  | 68  | 60  | 55  | 55  | 65  | 59  | 54  | 54  | 63  | 58  | 53  | 51  | 51  |
| 5  | 77  | 64  | 55  | 49  | 75  | 63  | 54  | 48  | 61  | 53  | 48  | 48  | 59  | 52  | 47  | 47  | 57  | 51  | 47  | 45  | 45  |
| 6  | 71  | 58  | 49  | 43  | 69  | 57  | 48  | 42  | 55  | 47  | 42  | 42  | 53  | 47  | 42  | 42  | 52  | 46  | 41  | 39  | 39  |
| 7  | 66  | 52  | 44  | 38  | 64  | 52  | 43  | 38  | 50  | 43  | 37  | 37  | 49  | 42  | 37  | 37  | 47  | 41  | 37  | 35  | 35  |
| 8  | 61  | 48  | 40  | 34  | 60  | 47  | 39  | 34  | 46  | 39  | 33  | 33  | 45  | 38  | 33  | 33  | 43  | 37  | 33  | 31  | 31  |
| 9  | 57  | 44  | 36  | 30  | 56  | 43  | 36  | 30  | 42  | 35  | 30  | 30  | 41  | 35  | 30  | 30  | 40  | 34  | 30  | 28  | 28  |
| 10   | 54  | 41  | 33  | 28  | 53  | 40  | 33  | 28  | 39  | 32  | 27  | 27  | 38  | 32  | 27  | 27  | 37  | 31  | 27  | 25  | 25  |

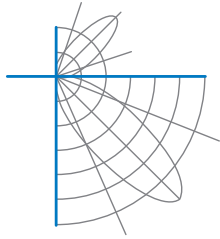
For absolute test reports, RUs are expressed as a percentage of total lumen output. For relative test reports, CUs are expressed as a percentage of total lamp output. Calculations were based on published IES procedures, and are based on the zonal cavity method. Basic assumptions: 1) Room surfaces are lambertian reflectors. 2) Incident flux on each surface is uniformly distributed. 3) The room is spectrally neutral. When luminaires are not evenly distributed throughout the room, or do not exhibit lateral symmetry, CU values may differ from actual performance.

| Circle of Light Plot |                           |   |            |
|----------------------|---------------------------|---|------------|
| Height(ft)           | Illuminance at Nadir (fc) | Ground-level distance to half-of-nadir illuminance (ft) |            |
|                      |                           | 0-180 deg   | 90-270 deg |
| 6.0                  | 58.4                      | 7.12  | 7.08       |
| 8.0                  | 32.8                      | 9.50  | 9.44       |
| 10.0                 | 21.0                      | 11.87   | 11.80      |
| 12.0                 | 14.6                      | 14.25   | 14.15      |
| 14.0                 | 10.7                      | 16.62   | 16.51      |
| 16.0                 | 8.2                       | 19.00   | 18.87      |

| Spacing Criterion |     |
|-------------------|-----|
| 0 deg:            | 1.2 |
| 90 deg:           | 1.2 |
| 180 deg:          | 1.2 |
| 270 deg:          | 1.2 |

| Average Luminance (cd/m <sup>2</sup> ) |             |              |              |
|--|-------------|--------------|--------------|
|  | 0 deg Plane | 45 deg Plane | 90 deg Plane |
| 0                                      | 17798       | 17798        | 17798        |
| 45                                     | 14880       | 14141        | 13800        |
| 55                                     | 13768       | 12893        | 12500        |
| 65                                     | 12372       | 11392        | 11010        |
| 75                                     | 10103       | 9134         | 8897         |
| 85                                     | 5077        | 5245         | 5823         |

| Beam and Field Angle |        |
|----------------------|--------|
| 0-180 Degree Plane   |        |
| Beam Angle:          | 102.3° |
| Field Angle:         | 156.8° |
| 90-270 Degree Plane  |        |
| Beam Angle:          | 101.4° |
| Field Angle:         | 159.7° |



## Report of Test

### LLIA002196-004

#### UGR Table - Corrected

##### Reflectances

|                |    |    |    |    |    |    |    |    |    |    |
|----------------|----|----|----|----|----|----|----|----|----|----|
| Ceiling Cavity | 70 | 70 | 50 | 50 | 30 | 70 | 70 | 50 | 50 | 30 |
| Walls          | 50 | 30 | 50 | 30 | 30 | 50 | 30 | 50 | 30 | 30 |
| Floor Cavity   | 20 | 20 | 20 | 20 | 20 | 20 | 20 | 20 | 20 | 20 |

##### Room Size

##### UGR Viewed Crosswise

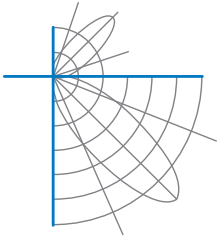
##### UGR Viewed Endwise

|      |      |      |      |      |      |      |      |      |      |      |      |
|------|------|------|------|------|------|------|------|------|------|------|------|
| X=2H | Y=2H | 20.8 | 22.4 | 21.2 | 22.7 | 23.0 | 21.0 | 22.6 | 21.3 | 22.9 | 23.2 |
|      | 3H   | 22.4 | 23.9 | 22.8 | 24.2 | 24.6 | 22.7 | 24.2 | 23.1 | 24.5 | 24.9 |
|      | 4H   | 23.0 | 24.3 | 23.4 | 24.7 | 25.1 | 23.4 | 24.8 | 23.8 | 25.1 | 25.5 |
|      | 6H   | 23.3 | 24.6 | 23.7 | 24.9 | 25.3 | 23.9 | 25.2 | 24.3 | 25.5 | 25.9 |
|      | 8H   | 23.4 | 24.6 | 23.8 | 25.0 | 25.4 | 24.1 | 25.3 | 24.5 | 25.7 | 26.1 |
|      | 12H  | 23.4 | 24.6 | 23.8 | 24.9 | 25.4 | 24.2 | 25.4 | 24.6 | 25.7 | 26.2 |
| 4H   | 2H   | 21.4 | 22.8 | 21.8 | 23.1 | 23.5 | 21.5 | 22.9 | 21.9 | 23.3 | 23.6 |
|      | 3H   | 23.2 | 24.4 | 23.7 | 24.8 | 25.2 | 23.5 | 24.7 | 23.9 | 25.1 | 25.5 |
|      | 4H   | 23.9 | 24.9 | 24.3 | 25.4 | 25.8 | 24.3 | 25.3 | 24.7 | 25.8 | 26.2 |
|      | 6H   | 24.3 | 25.2 | 24.8 | 25.7 | 26.1 | 24.9 | 25.8 | 25.4 | 26.3 | 26.7 |
|      | 8H   | 24.4 | 25.3 | 24.9 | 25.7 | 26.2 | 25.1 | 26.0 | 25.6 | 26.4 | 26.9 |
|      | 12H  | 24.5 | 25.2 | 24.9 | 25.7 | 26.2 | 25.3 | 26.1 | 25.8 | 26.6 | 27.0 |
| 8H   | 4H   | 24.2 | 25.0 | 24.6 | 25.5 | 25.9 | 24.5 | 25.4 | 25.0 | 25.8 | 26.3 |
|      | 6H   | 24.7 | 25.4 | 25.2 | 25.9 | 26.4 | 25.3 | 26.0 | 25.8 | 26.5 | 26.9 |
|      | 8H   | 24.8 | 25.5 | 25.4 | 26.0 | 26.5 | 25.5 | 26.2 | 26.1 | 26.7 | 27.2 |
|      | 12H  | 24.9 | 25.5 | 25.4 | 26.0 | 26.5 | 25.8 | 26.4 | 26.3 | 26.9 | 27.4 |
| 12H  | 4H   | 24.2 | 25.0 | 24.7 | 25.5 | 25.9 | 24.6 | 25.3 | 25.0 | 25.8 | 26.3 |
|      | 6H   | 24.8 | 25.4 | 25.3 | 25.9 | 26.4 | 25.3 | 25.9 | 25.8 | 26.4 | 26.9 |
|      | 8H   | 24.9 | 25.5 | 25.5 | 26.0 | 26.6 | 25.6 | 26.2 | 26.1 | 26.7 | 27.2 |

Maximum UGR = 27.4

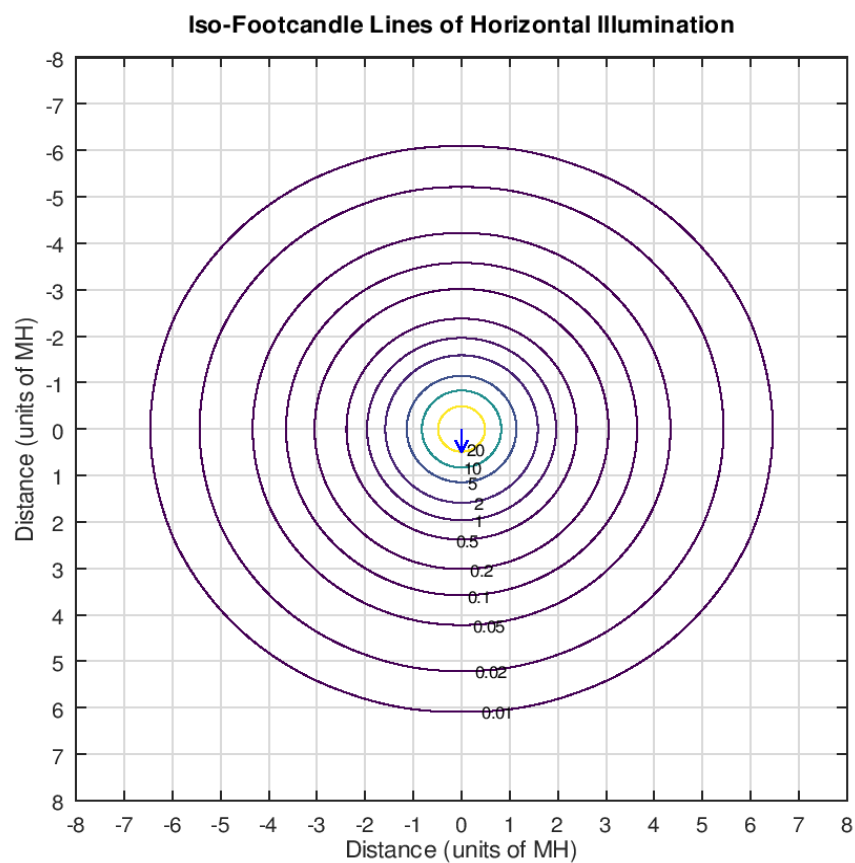
#### North America (issuing laboratory)

#### Australasia & S.E. Asia



## Report of Test LLIA002196-004

### Iso-Illuminance Plot



The isofootcandle values shown in the plot above are based on a mounting height of  $h = 8.0$  feet. Grid values show multiples of mounting height. The isoilluminance contour lines are expressed in units of footcandles. The values expressed are based on the direct light from a single unit without the contribution of room reflections.

**North America (issuing laboratory)**

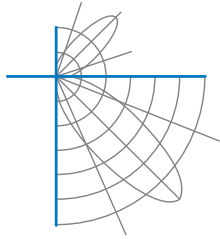
LightLab International Allentown, LLC  
905 Harrison Street, Suite 135  
Allentown, PA 18103 USA

Ph: +1 484-273-0705  
Fx: +1 484-209-5779  
www.lightlaballentown.com

**Australasia & S.E. Asia**

LightLab International  
50 Redcliffe Gardens Drive  
Clontarf - Queensland, 4019, Australia

Ph : +61 7 3283 7862  
Fx : +61 7 3283 8751  
www.lightlabint.com



## Report of Test

### LLIA002196-004

Test Distance                    9.5 m  
Ambient Temperature        24.9 °C

#### Notes

The laboratory has not participated in the selection of samples to be tested. All testing is performed on the understanding that the significance of the report is limited to the extent that the test sample is representative of production units.

Tested in accordance with the applicable sections of IES LM-79-19. Format of reports and angular increments based on IES LM-41-20 and LM-46-20.

The luminous intensity values, and other derived quantities, contained in this report are based on the absolute data, as measured.

Prorating the performance of the sample for the use of other component combinations (such as lamp / LED / Ballast / driver), or for use in different environmental conditions than that tested, may produce erroneous results.

This report is free of erasures and corrections.

Photometric intensity values are reported using the CIE C-Gamma coordinate system as defined in CIE publication number 121.

This report may contain data that are not covered by the NVLAP accreditation. Quantities marked with ‡ are not covered.

This report must not be used by the customer to claim product certification, approval or endorsement by NVLAP, NIST, or any agency of the Federal Government.

---

#### *North America (issuing laboratory)*

LightLab International Allentown, LLC      Ph: +1 484-273-0705  
905 Harrison Street, Suite 135              Fx: +1 484-209-5779  
Allentown, PA 18103 USA                    www.lightlaballentown.com

#### *Australasia & S.E. Asia*

LightLab International                      Ph : +61 7 3283 7862  
50 Redcliffe Gardens Drive                Fx : +61 7 3283 8751  
Clontarf - Queensland, 4019, Australia    www.lightlabint.com