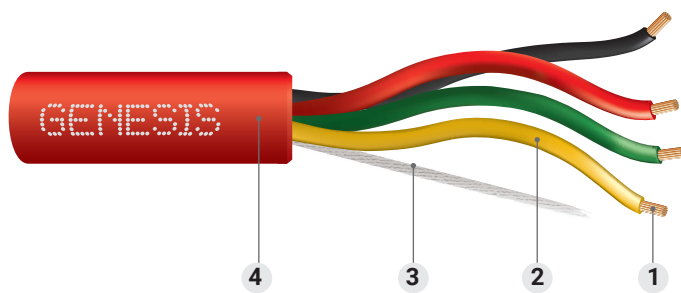


Fire Alarm Unshielded Cable Plenum

-GENESIS-

Genesis Fire Alarm Cables ensure uninterrupted fire protection. Built to exceed the demands of rigorous fire safety codes and regulations, UL listed, and Made in the USA.



Construction

- 1. Conductor:** Bare Copper conductors for excellent conductivity and low voltage drop
- 2. Insulation:** Low-Smoke PVC
- 3. Rip Cord:** Durable rip cord for efficient jacket stripping and removal
- 4. Jacket:** Plenum PVC
Countdown® Length Markings for easy tracking of usage and remaining cable











Applications

- In fabricated ducts as described in NEC 300.22(B)
- In other spaces used for environmental air as described in NEC 300.22(C)
- In risers
- Within buildings in other than air-handling spaces and risers

Specifications

- NFPA 262 – Plenum Rated
- CSA C22.2 No. 2556 – FT6 Rated
- UL 444 – Communication Cables, Type CMP (22 AWG – 16 AWG)
- UL 1424 – Cables for Power-Limited Fire-Alarm Circuits, Type FPLP
- UL 13 – Power-Limited Circuit Cables, Type CL3P
- REACH/RoHS Compliant
- Rated for 300 Volts
- Rated for -20°C to 75°C

Conductor Color Codes: Fire Alarm Cable

Conductor Number	Color	
1	Black	
2	Red	
3	Green	
4	Yellow	
5	Brown	
6	Blue	
Except for 4526 and 4527	Red  Black 	
	Green  White 	

Sample Print Legend

GENESIS P/N 45XX XC XXAWG E175105 (UL) FPLP OR CL3P OR CMP C(UL)US FT6 75C
(RoHS) W/O #XXXXXX-XXXXXX XXXX FT DEVICE/ZONE A B C D E F 1 2 3 4 5 6 7 8 9

Fire Alarm Unshielded Cable, Plenum

Part Number	Conductor Size (AWG)	Number of Conductors	Stranding	Insulation Thickness (in.)	Jacket Thickness (in.)	Nominal Diameter (in.)	DC Resistance (Ohms/1000 ft. at 20 °C)	Capacitance (pF/ft.)	Weight (lbs./1000ft.)
4506	18	2	Solid	0.006	0.015	0.134	6.52	32.1	14.9
4507	18	4	Solid	0.006	0.015	0.155	6.52	32.1	26.5
4508	18	6	Solid	0.006	0.015	0.176	6.52	32.1	38.1
4511	16	2	Solid	0.006	0.015	0.165	4.1	21.8	22.8
4512	16	4	Solid	0.006	0.015	0.193	4.1	21.8	41.5
4513	14	2	Solid	0.006	0.015	0.190	2.57	24.1	33.4
4514	14	4	Solid	0.006	0.015	0.223	2.57	24.1	62.2
4515	12	2	Solid	0.006	0.015	0.225	1.62	25.9	50.0
4523	16	2	19-strand	0.006	0.015	0.172	4.19	34.6	23.3
4526	16	4	19-strand	0.006	0.015	0.201	4.19	34.6	42.3
4522	14	2	19-strand	0.006	0.015	0.208	2.62	36.0	35.0
4527	14	4	19-strand	0.006	0.015	0.245	2.62	36.0	64.9
4521	12	2	65-strand	0.006	0.015	0.242	1.65	36.0	52.7

Genesis Cable

7701 95th Street
 Pleasant Prairie, WI 53158
 Office: 800.222.0060
www.genescable.com



-GENESIS-