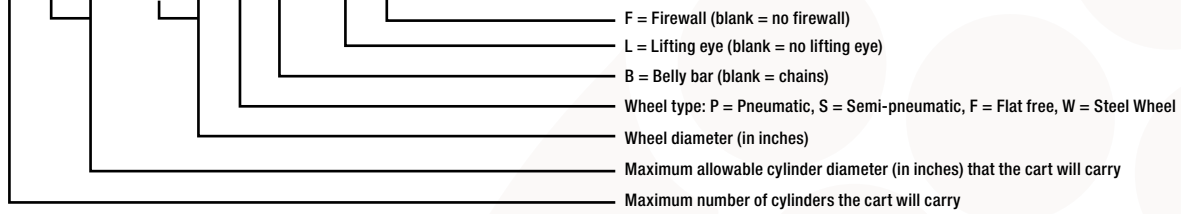












# Southwire™

**X X X - X X X X - X X**



WHEEL	PART #	DESCRIPTION	DIAMETER	WIDTH	BORE	BEARING	LOAD CAPACITY	FITS CARTS
	779024	Semi-pneumatic	8" (200 mm)	1.75" (44 mm)	0.5" (13 mm)	Powder Metal Bushing	80 lbs.	108 207 208
	779011	Semi-pneumatic	10" (250 mm)	2.75" (70 mm)	5/8" (16 mm)	Bronze Bushing	400 lbs.	112 207 208 209
	779027	Pneumatic	10" (250 mm)	3.5" (89 mm)	5/8" (16 mm)	Bronze Bushing	350 lbs.	112 209
	779028	Semi-pneumatic	14" (355 mm)	1.75" (44 mm)	5/8" (16 mm)	Bronze Bushing	150 lbs.	209 213
	779104	Flat Free	16" (400 mm)	4.8" (120 mm)	1" (25 mm)	Powder Metal Bushing	380 lbs.	209 213
	779107	Pneumatic	16" (400 mm)	4.8" (120 mm)	1" (25 mm)	Powder Metal Bushing	380 lbs.	209 213
	780521	Pneumatic	25" (50 mm)	4" (100 mm)	1.25" (32 mm)	Bronze Bushing	800 lbs.	213
	782575	Steel	25" (50 mm)	2" (50 mm)	1.25" (32 mm)	Bronze Bushing	800 lbs.	213

2 = Carries two cylinders    13 = 13" Maximum cylinder diameter    16 = 16" Wheel size    F = Flat free tire    B = Belly bar    L = Lifting eye    F = Firewall

**BUILT FOR DURABILITY.  
BUILT FOR RELIABILITY.  
BUILT FOR WORK.™**

**1-855-798-6657 | SOUTHWIRE.COM**

©2025 Southwire Company, LLC. All rights reserved.  
\*Registered Trademark & ™Trademark of Southwire Company, LLC.