



LED SLIM FIT RECESSED DOWNLIGHTS

CCT SELECTABLE - ROUND

SUGGESTED APPLICATIONS

- Retrofit and new construction
- Commercial, residential and multi-family buildings
- Low clearance areas, closets, stairwells, soffits, bathroom, and living areas

FEATURES

- Ultra-thin white aluminum die-cast construction
- Acrylic lens
- Recessed housing not required, remote J-box provides flexibility in mounting
- Enhanced low profile design with 1/2" ultra-thin white aluminum die-cast
- Airtight certified per ASTM-E283
- Remote J-box provides flexibility in mounting

INPUT VOLTAGE: 120V

FREQUENCY: 60Hz

POWER FACTOR: >0.9

EFFICACY: UP TO 89 LPW

CRI: 90

BEAM ANGLE: 110°

**LIFETIME (L70):
UP TO 50,000 HOURS**



3" ROUND



4" ROUND



6" ROUND



8" ROUND



**BUILT FOR DURABILITY.
BUILT FOR RELIABILITY.
BUILT FOR WORK.™**

800-666-2852 | TOPAZ-USA.COM

©2022 Southwire Company, LLC. All rights reserved.
*Registered Trademark & ™Trademark of Southwire Company, LLC.

Job Name/Title: _____

Model #: _____

Fixture Type: _____



LED SLIM FIT RECESSED DOWNLIGHTS

CCT SELECTABLE - ROUND

ITEM SPECIFICATIONS | ORDER INFO

MODEL #	ORDER CODE	LUMENS	WATTAGE	INPUT VOLTAGE	5 CCT SELECTABLE	HOUSING SIZE	INCANDESCENT REPLACEMENT WATTAGE	ENERGY STAR	T24 JAB
RDL/3RND/8/5CTS	71084	530	8W	120V	2700K/3000K/3500K/4000K/5000K	3"	50W	Yes	Yes
RDL/4RND/9/5CTS	70885	550	9W	120V	2700K/3000K/3500K/4000K/5000K	4"	60W	Yes	Yes
RDL/6RND/12/5CTS	70886	850	12W	120V	2700K/3000K/3500K/4000K/5000K	6"	75W	---	Yes
RDL/6RND/12HL/5CTS	70887	1,050	12W	120V	2700K/3000K/3500K/4000K/5000K	6"	100W	Yes	Yes
RDL/8RND/18/5CTS	71085	1,600	18W	120V	2700K/3000K/3500K/4000K/5000K	8"	100W	Yes	Yes
ACCESSORIES (SOLD SEPARATELY)									
MODEL #	ORDER CODE	DESCRIPTION							
RDL/CBL/5CTS/6FT97	70880	6' Low Voltage Extension Cable for use with 4", 6" and 8" Round							
RDL/CBL/5CTS/6FT46	71090	6' Low Voltage Extension Cable for use with 3" Round, Gimbal or Square							
RDL4-FRAME-KIT	77223	4" Frame-In Kit							
RDL6-FRAME-KIT	77225	6" Frame-In Kit							

Extension Cables can be connected together up to a maximum of 20 feet between the driver and the downlight.

NOMENCLATURE

Example: RDL/3RND/8/5CTS

PRODUCT	SIZE/SHAPE	WATTAGE	CCT	OPTIONS
RDL = RECESSED DOWNLIGHT LED	3RND = 3" ROUND 4RND = 4" ROUND 6RND = 6" ROUND 8RND = 8" ROUND	8W 9W 12W 18W	2700K/3000K/3500K/4000K/5000K	HL = HIGH LUMEN

ENERGY SAVINGS *Based on 12 hours/day and \$0.11/kWh*

MODEL #	LED WATTAGE	INCANDESCENT REPLACEMENT WATTAGE	WATTS SAVED	YEARLY SAVINGS	5 YEAR SAVINGS
RDL/3RND/8/5CTS	8W	50W	42W	\$20.24	\$101.18
RDL/4RND/9/5CTS	9W	60W	51W	\$24.57	\$122.86
RDL/6RND/12/5CTS	12W	75W	63W	\$30.35	\$151.77
RDL/6RND/12HL/5CTS	12W	100W	88W	\$42.40	\$211.99
RDL/8RND/18/5CTS	18W	100W	82W	\$39.51	\$197.54

NOTES

Dimming - This lamp is designed to be compatible with most leading edge or incandescent style rotary or slide type dimmers. (Dimming range 100% - 5%) Performance may vary depending on dimmer manufacturer and circuit loading. Visit www.topaz-usa.com/led-dimmer-compatibility for up-to-date dimmer compatibility information. This device complies with Part 15 of the FCC Rules. Operation is subject to the following two conditions: (1) this device may not cause harmful interference, and (2) this device must accept any interference received, including interference that may cause undesired operation.

Specifications are subject to change without prior notice. Replacement wattage shown depends on application and fixture.

**BUILT FOR DURABILITY.
BUILT FOR RELIABILITY.
BUILT FOR WORK.™**

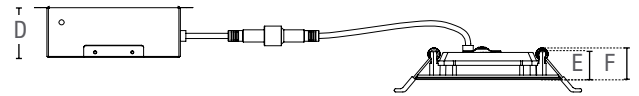
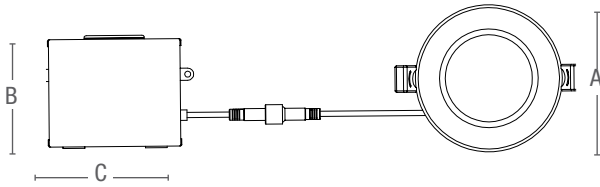
800-666-2852 | TOPAZ-USA.COM

©2022 Southwire Company, LLC. All rights reserved.
*Registered Trademark & ™Trademark of Southwire Company, LLC.



LED SLIM FIT RECESSED DOWNLIGHTS

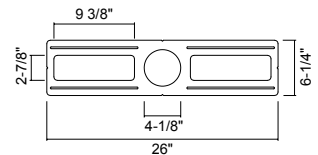
CCT SELECTABLE - ROUND



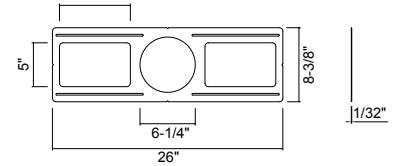
DIMENSIONS | WEIGHT

MODEL #	A	B	C	D	E	F	CUTOUT SIZE	WEIGHT (LBS.)
RDL/3RND/8/5CTS	3.86"	2.8"	3.5"	1.4"	0.5"	0.71"	3.27"	0.65 LBS.
RDL/4RND/9/5CTS	4.8"	3.4"	3.5"	1.3"	0.5"	0.8"	4.25"	0.7 LBS.
RDL/6RND/12/5CTS	6.8"	3.4"	3.5"	1.3"	0.5"	0.9"	6.375"	1 LB.
RDL/6RND/12HL/5CTS	6.8"	3.4"	3.5"	1.3"	0.5"	0.9"	6.375"	1 LB.
RDL/8RND/18/5CTS	8.66"	3.4"	3.5"	1.3"	0.5"	0.66"	8.25"	0.92 LBS.

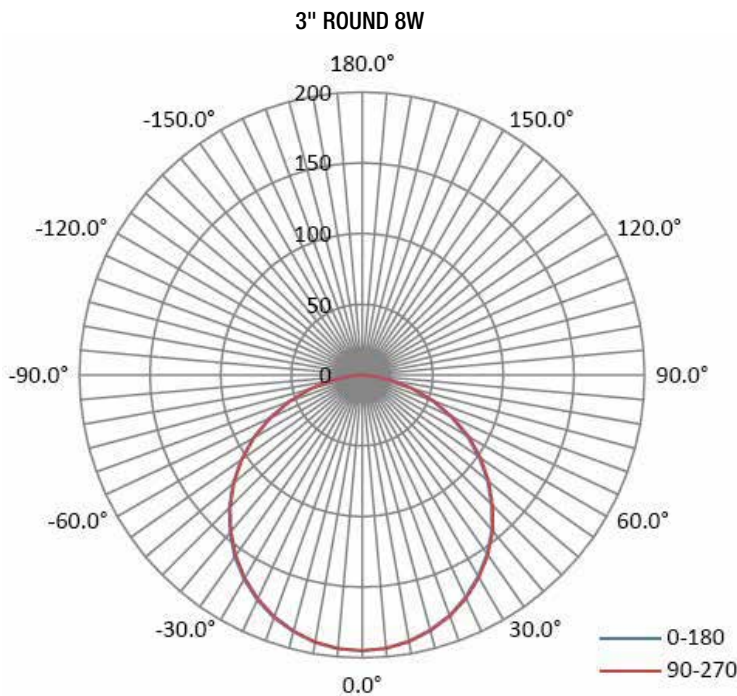
4" FRAME KIT



6" FRAME KIT



POLAR PLOTS



**BUILT FOR DURABILITY.
 BUILT FOR RELIABILITY.
 BUILT FOR WORK.™**

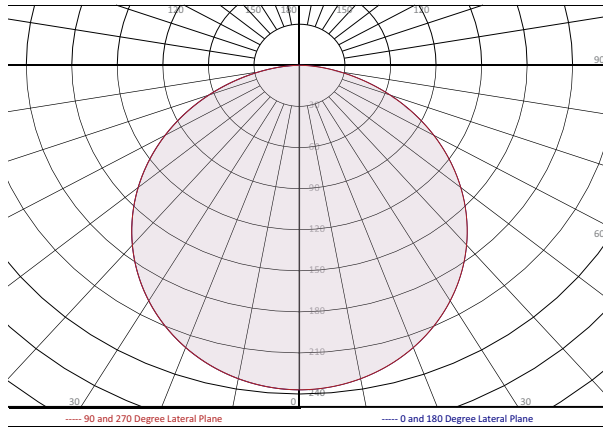
800-666-2852 | TOPAZ-USA.COM

©2022 Southwire Company, LLC. All rights reserved.
 *Registered Trademark & ™Trademark of Southwire Company, LLC.

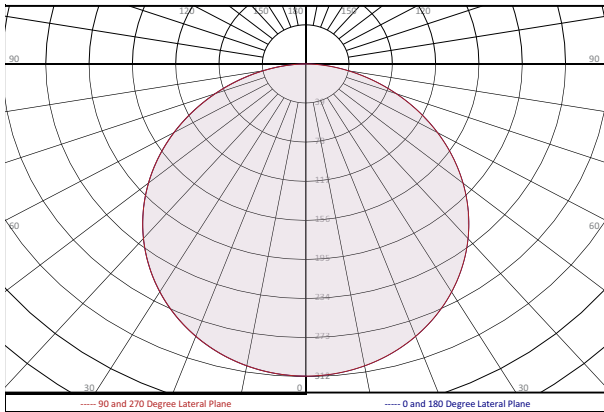


POLAR PLOTS

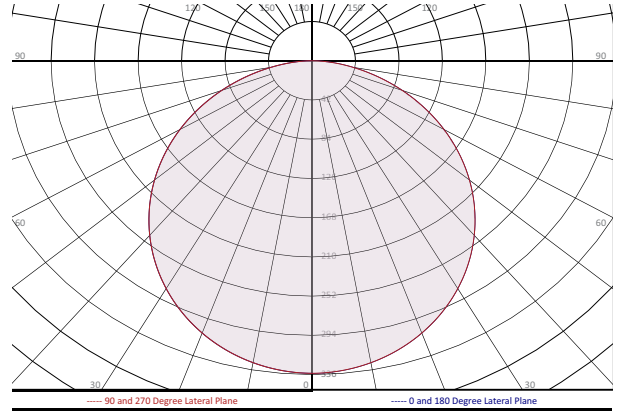
4" ROUND 9W



6" ROUND 12W



6" ROUND 12W HIGH LUMEN



**BUILT FOR DURABILITY.
BUILT FOR RELIABILITY.
BUILT FOR WORK.™**

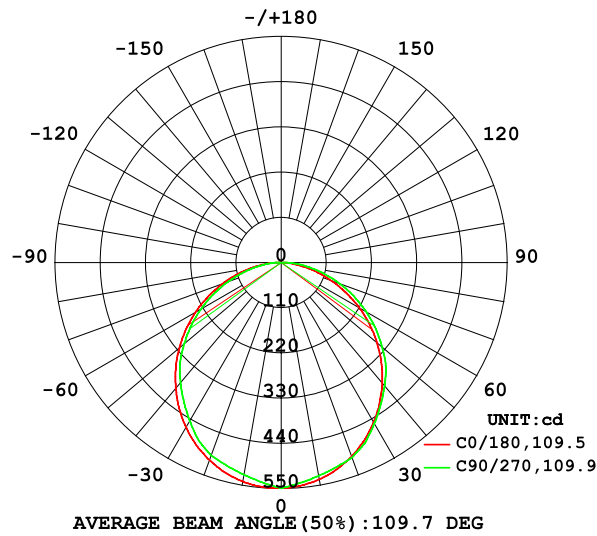
800-666-2852 | TOPAZ-USA.COM

©2022 Southwire Company, LLC. All rights reserved.
*Registered Trademark & ™Trademark of Southwire Company, LLC.



POLAR PLOTS

8" ROUND 18W



**BUILT FOR DURABILITY.
BUILT FOR RELIABILITY.
BUILT FOR WORK.™**

800-666-2852 | TOPAZ-USA.COM

©2022 Southwire Company, LLC. All rights reserved.
*Registered Trademark & ™ Trademark of Southwire Company, LLC.