



southwiretools.com



1-855-SW-TOOLS
Toll Free Technical Help
Assistance technique gratuite
Línea de Ayuda Técnica Gratuita

Product distributed by/Produit distribué par
Southwire Company, LLC.
One Southwire Drive, Carrollton, GA 30119
©2019 Southwire Company, LLC.
All rights reserved. Tous droits réservés.

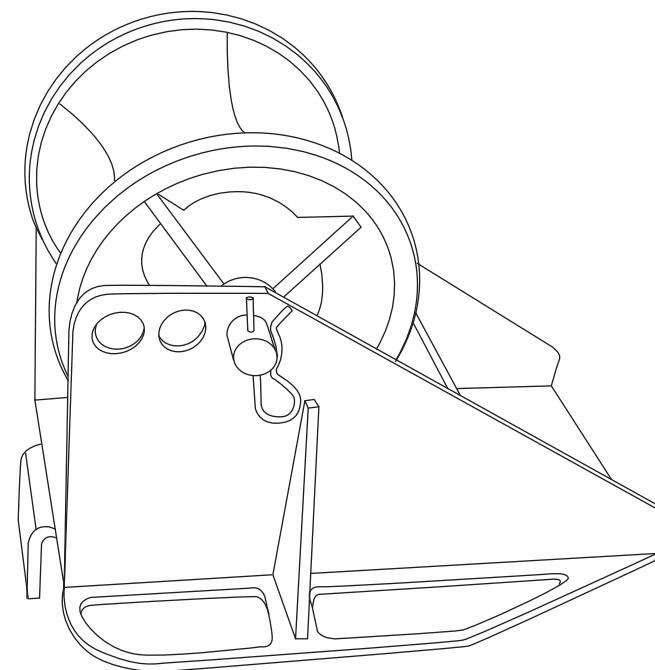
02/20 (HRR-6x5A)



OPERATING INSTRUCTIONS

OPERATING INSTRUCTIONS

Single Sheave Rim Roller (6" D x 5" W) **(HRR-6x5A)**



**READ AND UNDERSTAND ALL OF THE
INSTRUCTIONS AND SAFETY INFORMATION IN
THIS MANUAL BEFORE OPERATING OR
SERVICING THIS TOOL**



TABLE OF CONTENTS

Important Safety Information.....	2-4
Description of Operation.....	5
Identification.....	6
Setup and Operation.....	7
Inspection.....	7
Specifications.....	8
Warranty.....	9-10

SAFETY FIRST

Safety is essential in the use and maintenance of Southwire Contractor Equipment. This instruction manual and any markings on the tool provide information for avoiding hazards and unsafe practices related to the use of this tool. Observe all the safety information provided.

SAFETY ALERT SYMBOLS

These symbols are used to call attention to hazards or unsafe practices related that could result in injury or property damage. The three safety words defined below indicate the severity of the hazard. The message after the signal word provides information for preventing or avoiding the hazard.



DANGER - Immediate hazards that if not avoided **WILL** result in severe injury or death



WARNING - Hazards that if not avoided **COULD** result in severe injury or death



CAUTION - Hazards or unsafe practices that, if not avoided **MAY** result in severe injury or death

IMPORTANT SAFETY INFORMATION




⚠ WARNING

- Read and understand all instructions and safety information in this manual before operating or servicing this tool.

FAILURE TO OBSERVE THESE WARNINGS CAN RESULT IN SEVERE INJURY OR DEATH.

⚠ WARNING: Personal Safety Hazards



- Only qualified persons should use the HRR-6x5A (Single Sheave Rim Roller)
- Wear eye protection, hard hat, cut resistant gloves and safety toe shoes when using this tool.
- Do not use tool while tired or under the influence of drugs, alcohol, or medication.
- Keep body parts and loose clothing away from moving parts.
- Always follow safety procedures as shown in this manual.

FAILURE TO OBSERVE THESE WARNINGS CAN RESULT IN SEVERE INJURY OR DEATH.

⚠ WARNING: Electrical Shock Hazards



- This is not an insulated tool, contact with live circuits could result in severe injury or death.

FAILURE TO OBSERVE THESE WARNINGS CAN RESULT IN SEVERE INJURY OR DEATH.

IMPORTANT SAFETY INFORMATION

⚠ WARNING : Entanglement Hazard



- Do not operate this tool while wearing loose fitting clothing. Retain long hair.

FAILURE TO OBSERVE THESE WARNINGS COULD RESULT IN SEVERE INJURY OR DEATH

⚠ WARNING : Tool Use Hazards

- Use this tool for the manufacturer's intended purpose only. Use other than that described in this manual can result in injury or property damage.
- Only qualified personnel should use the HRR-6x5A (Single Sheave Rim Roller)

FAILURE TO OBSERVE THESE WARNINGS CAN RESULT IN SEVERE INJURY OR DEATH

⚠ CAUTION

- Read and understand all the instructions and safety information in this manual before operating or servicing this tool.

FAILURE TO OBSERVE THESE WARNINGS CAN RESULT IN SEVERE INJURY OR DEATH

⚠ CAUTION

- Do not use if any parts are damaged as this can cause an unsafe condition and lead to tool malfunction or failure.
- If tool is in disrepair, **DO NOT USE**. Have tool inspected and repaired prior to use.

FAILURE TO OBSERVE THESE CAUTIONS CAN RESULT IN INJURY OR PROPERTY DAMAGE

DESCRIPTION OF OPERATION

Purpose of this Manual

This manual is intended to familiarize all personnel with the safe installation and operation of the following Southwire Tools and Equipment: HRR-6x5A (Single Sheave Rim Roller)
Keep this manual available to all personnel. Replacement manuals are available upon request at no charge at www.southwiretools.com.

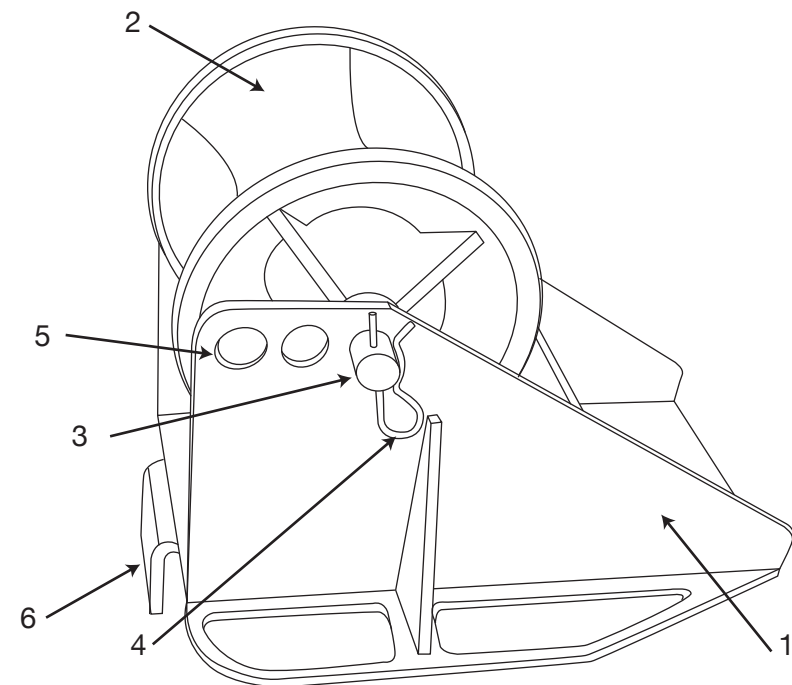
Description of Operation

The HRR-6x5A is a lightweight heavy-duty single sheave cable guide. This tool is designed to sit on the edge of a manhole and is used for feeding cable in or pulling cable out of the manhole. The housing of the HRR-6x5A contains 3 sheave positions to adjust for alignment.

IDENTIFICATION

HRR-6x5A

1. Powder-Coated Steel Housing
2. (6" D x 5" W) Aluminum Sheave
3. Aluminum Sheave Locking Pin
4. Hairpin Cotter Safety Pin
5. 3 Sheave Position Alignment Holes
6. Manhole Lip



SETUP AND OPERATION

1. Determine location on the manhole where the HRR-6x5A is to be positioned. Place the HRR-6x5A onto the rim of the manhole and make sure the manhole lip (6) is in contact with the edge of the manhole.
2. Adjust aluminum sheave (2) to desired position using the 3 sheave position alignment holes (5) in the housing (1).
3. Once desired position is determined for the cable pull, insert aluminum sheave locking pin (3) and secure with hairpin cotter safety pin (4).
4. Position wire to be pulled in middle of aluminum sheave (2) and make sure it stays within the sheave while being pulled.
5. You are now ready to begin your cable pull.

INSPECTION

1. Inspect all castings for cracks, replace if damaged.
2. Inspect all rollers for damage, replace if damaged.
3. Inspect securing clamp hardware for damage, replace if damaged.
4. For parts, contact Southwire Tools and Equipment at 1.855.SW.Tools

SPECIFICATIONS

- Model Number: HRR-6x5A
- Stock Number: 65097501
- Length: 12.00 inches
- Width: 10.00 inches
- Height: 9.50 inches
- Weight: 21.50 lbs.

WARRANTY ON SOUTHWIRE CONTRACTOR EQUIPMENT

What Does This Warranty Cover?

Five-Year Limited Warranty on Contractor Equipment

Under Southwire's Contractor Equipment 5-Year Limited Warranty, Southwire Company, LLC warrants that all Southwire Contractor Equipment will be free from manufacturer defects for a period of five (5) years from the date of the original end user's purchase. However, electrical components and consumable parts such as ropes, blades, dies, draw studs, grips, are excluded from this 5-Year Limited Warranty and are subject to the One -Year warranty terms. Under this 5-Year Limited Warranty, the following are also excluded and Southwire Company, LLC will have no liability for any of the following: normal wear and tear resulting from product use and damage arising out of misuse, abuse, modification, and improper product maintenance. This warranty also does not cover Southwire Contractor Equipment products that have been modified by any party other than Southwire Company, LLC or its authorized third party designee. This 5-Year Limited Warranty is not transferrable to or enforceable by any person other than the product's original end user.

One-Year Limited Warranty on Electrical Components and Consumable Parts (with 5-Year warranty)

Under Southwire's 1-Year Limited Warranty, Southwire Company, LLC warrants that all electrical components and consumable parts such as ropes, blades, dies, draw studs, grips will be free from manufacturer defects for a period of one-year from the date of the original end user's purchase. Under this 1-Year Limited Warranty, Southwire Company, LLC will have no liability for any of the following: normal wear and tear resulting from product use and damage arising out of misuse, abuse, modification, and improper product maintenance. This warranty also does not cover Southwire electrical components and consumable parts that have been modified by any party other than Southwire Company, LLC or its authorized third party designee. This 1-Year Limited Warranty is not transferrable to or enforceable by any person other than the product's original end user.

Exclusion of Incidental, Consequential, Indirect, Special and Punitive Damages

SOUTHWIRE MAKES NO WARRANTY THAT SOUTHWIRE CONTRACTOR EQUIPMENT PRODUCTS WILL BE MERCHANTABLE OR FIT FOR ANY PARTICULAR PURPOSE. SOUTHWIRE MAKES NO OTHER WARRANTY, EXPRESSED OR IMPLIED, OTHER THAN THE RELEVANT WARRANTY SPECIFICALLY SET FORTH IN THIS WARRANTY SECTION. SOUTHWIRE WILL NOT BE LIABLE FOR ANY INCIDENTAL, CONSEQUENTIAL, INDIRECT, SPECIAL, OR PUNITIVE DAMAGES FOR ANY BREACH OF THIS LIMITED LIFETIME WARRANTY.

Some states do not allow the exclusion or limitation of incidental or consequential damages, so the above limitation or exclusion may not apply to you.

Warranty Claim Information/How Do You Get Service?

For all warranty, customer service, and product return authorizations and inquiries, please contact Southwire's Tools & Assembled Products at:
Southwire Tools & Assembled Products
840 Old Bremen Road
Carrollton, GA, 30117
Phone Number: 1.855.SW.Tools

1. All warranty claims must be approved by Southwire's Tools & Assembled Products Warranty Department prior to return of product. If Southwire determines that a product is defective, Southwire will, at its option, repair or replace defective products or defective product components, free of charge.
2. Upon approval, Southwire will issue a Product Return Authorization Form which will include instructions on how and where to return the product. **The product serial number and the original date of delivery must be set forth on the Product Return Authorization Form.**
3. Southwire will cover standard freight charges (Ground Courier Rate) incurred in connection with products that Southwire ultimately determines to be defective.
4. All defective components and defective products that Southwire replaces under these Warranties will become Southwire's property and will be retained by Southwire.

Repair Your Product When it is Out of Warranty

Southwire is happy to provide information about where a purchaser can send a product for repair at consumers' own expense, please contact 1.855.SW.tools or visit www.southwiretools.com/tools/home.do for more information about servicing for Southwire Products.