

Report of Test

LLIA001750-002

Integrating Sphere Report

Catalog Number: HBC-150W-PCTS-xx - 4000K, 150W setting

Suspended downlight, cast aluminum luminaire and driver housings, clear plastic enclosure with concentric lenses.

560 white LEDs on white circuit board; 320CW, 240WW. All LEDs on for this test.

One LiFud LF-FHB150YAIV LED driver



Performance Summary

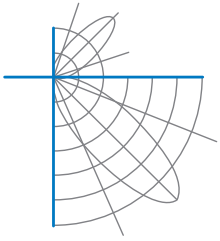
Voltage	120.0 Vac
Current	1.231 A
Power	147.1 W
Frequency	59.99 Hz
Power Factor	0.996
Current THD	3.8 %
Total Luminous Flux	24089.6 lm
Efficacy	163.8 lm/W
Chromaticity (x,y)	(0.3626, 0.3625)
(u',v')	(0.2190, 0.4925)
Duv	-0.0012
CCT	4434 K
CRI (Ra)	84
R9	9
TM-30: Rf	81
TM-30: Rg	93
TM-30: Rcs,h1	-12

Prepared For:

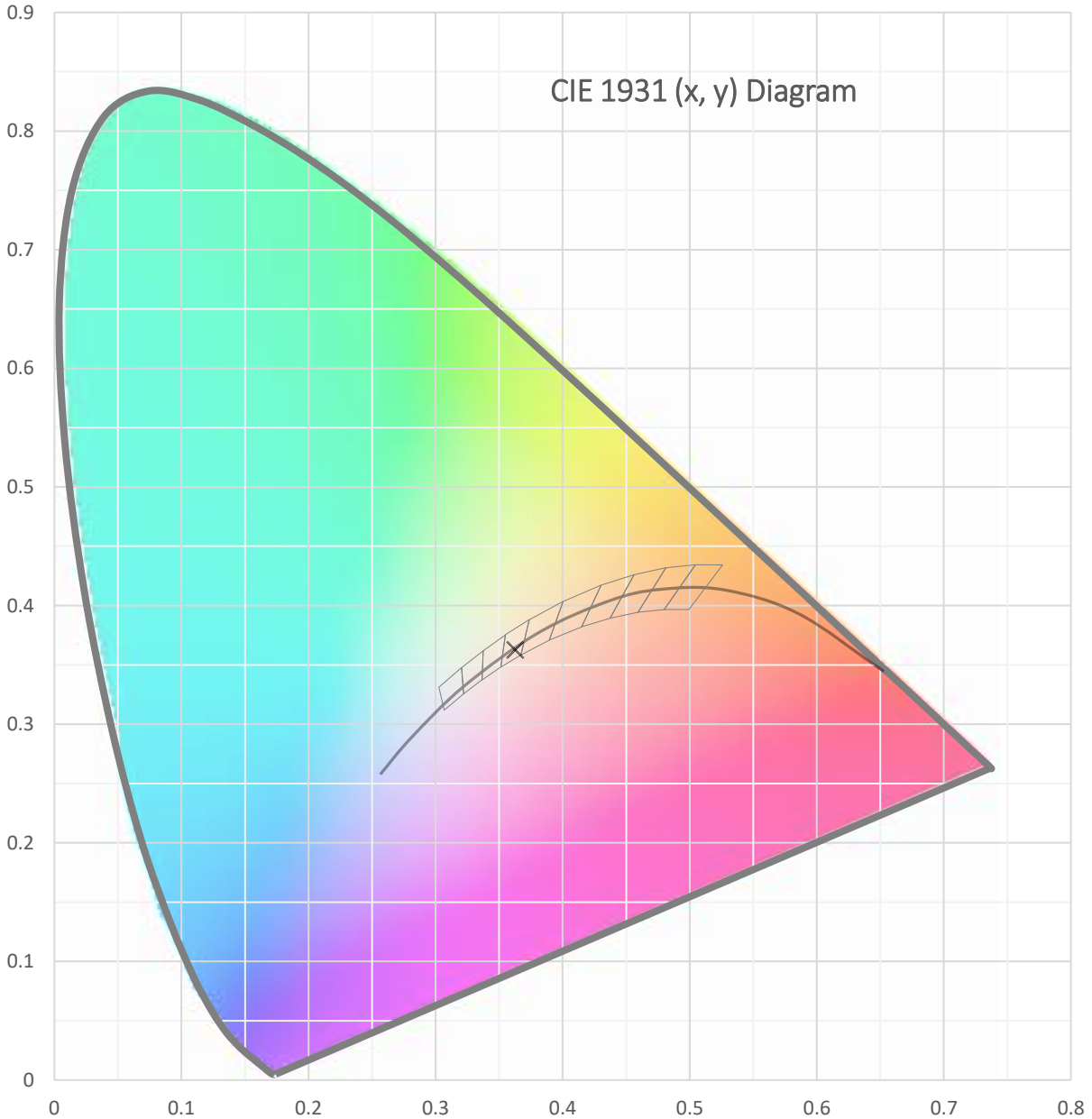
Topaz Lighting Corp
925 Waverly Avenue
Holtsville, NY 11742, USA

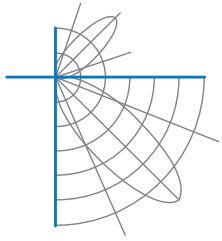
Test date: 05/10/2022
Report date: 05/12/2022

Signed: _____

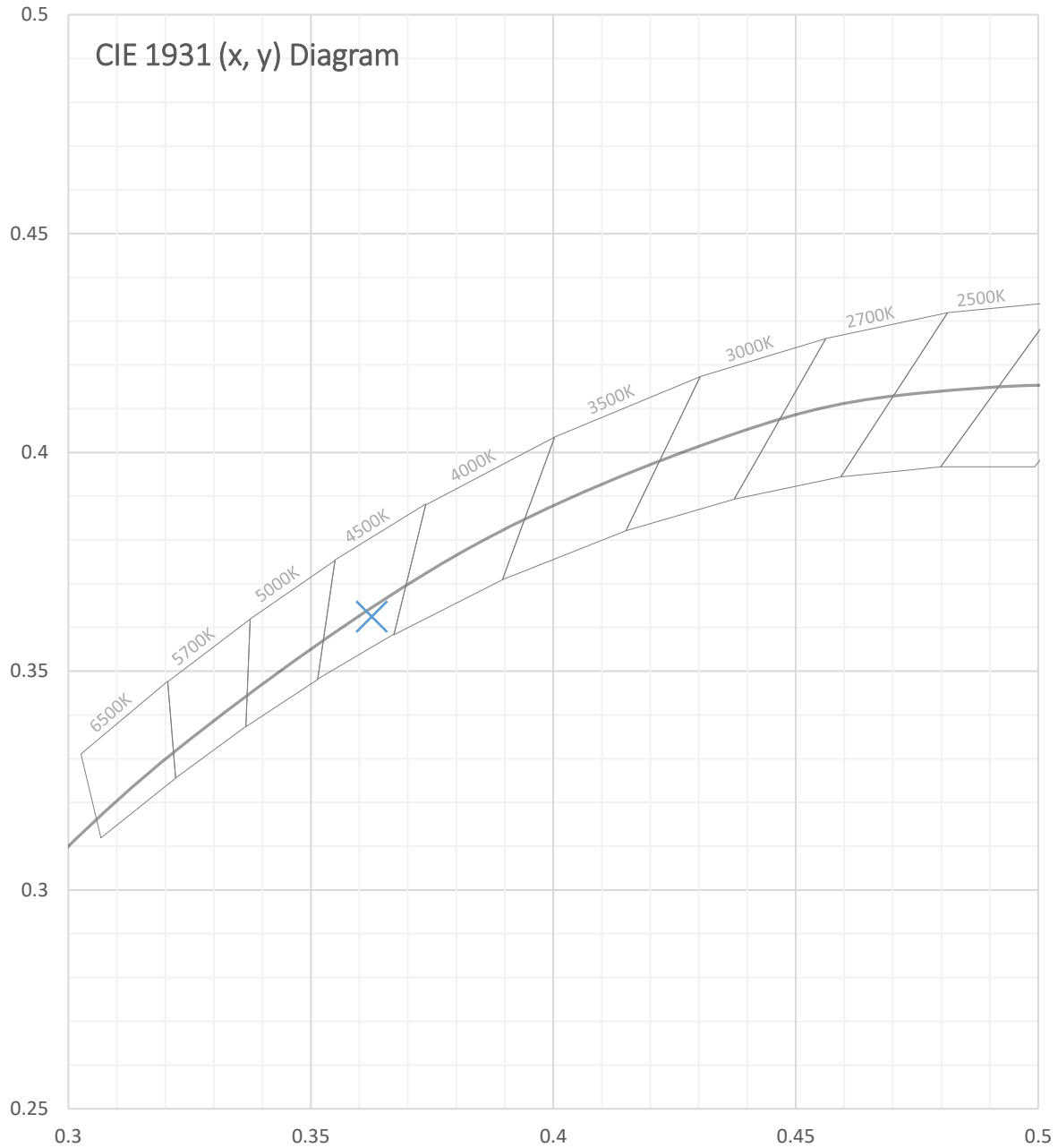


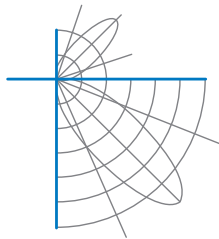
Test Report Number: LLIA001750-002





Test Report Number: LLIA001750-002



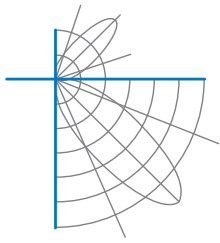


Test Report Number: LLIA001750-002

Total Radiant Flux	74.90 W
Total Luminous Flux	24089.6 Lm
Chromaticity CIE 1931 (x, y)	(0.3626, 0.3625)
Chromaticity CIE 1976 (u', v')	(0.2190, 0.4925)
Correlated Color Temperature (CCT)	4434 K
Color Rendering Index (Ra)	84
R1	83
R2	92
R3	95
R4	81
R5	82
R6	87
R7	85
R8	65
R9	9
R10	80
R11	79
R12	61
R13	86
R14	98
TM-30: Rf	81
TM-30: Rg	93
TM-30: Rcs,h1	-12
Distance from Planckian Locus (Duv)	-0.0012
Scotopic/Photopic Ratio ‡	1.851

Electrical Data

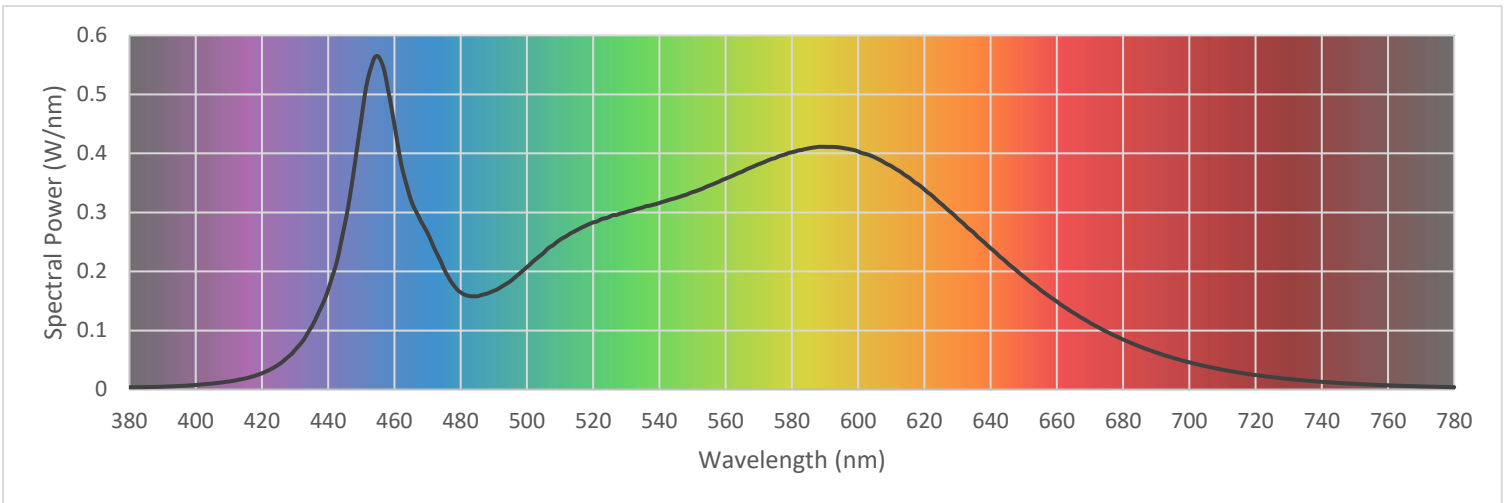
Voltage	120.0 Vac
Current	1.231 A
Power	147.1 W
Frequency	59.99 Hz
Power Factor	0.996
Current THD	3.8 %

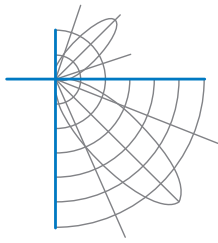


Test Report Number: LLIA001750-002

Summary Spectral Power Distribution (wavelength - nm, spectral power - W/nm)

380	0.003760	480	0.164455	580	0.401969	680	0.084699
385	0.003985	485	0.157875	585	0.408389	685	0.072914
390	0.004651	490	0.167186	590	0.411144	690	0.062754
395	0.006005	495	0.183257	595	0.409556	695	0.053616
400	0.007627	500	0.207256	600	0.403372	700	0.046024
405	0.010047	505	0.231117	605	0.393391	705	0.039274
410	0.013440	510	0.253645	610	0.378654	710	0.033559
415	0.018701	515	0.269707	615	0.360370	715	0.028641
420	0.027429	520	0.283171	620	0.338865	720	0.024439
425	0.042044	525	0.292723	625	0.315061	725	0.020883
430	0.067023	530	0.300664	630	0.289712	730	0.017871
435	0.106451	535	0.308463	635	0.265399	735	0.015178
440	0.169189	540	0.316071	640	0.239320	740	0.012943
445	0.279712	545	0.324408	645	0.214615	745	0.011102
450	0.457867	550	0.334370	650	0.191353	750	0.009508
455	0.564654	555	0.345323	655	0.168976	755	0.008124
460	0.448175	560	0.357185	660	0.149067	760	0.007014
465	0.320596	565	0.368998	665	0.129971	765	0.006001
470	0.264874	570	0.381755	670	0.113014	770	0.005145
475	0.203827	575	0.392077	675	0.098074	775	0.004451
						780	0.003850



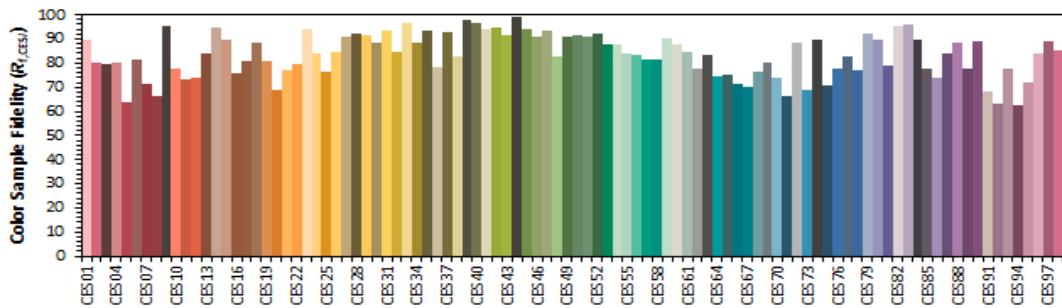
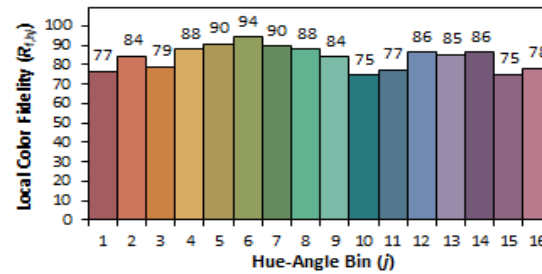
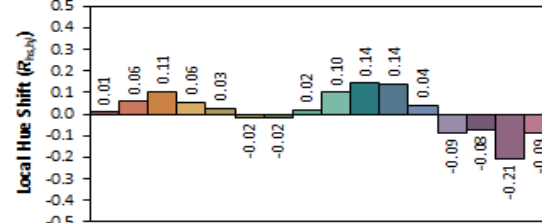
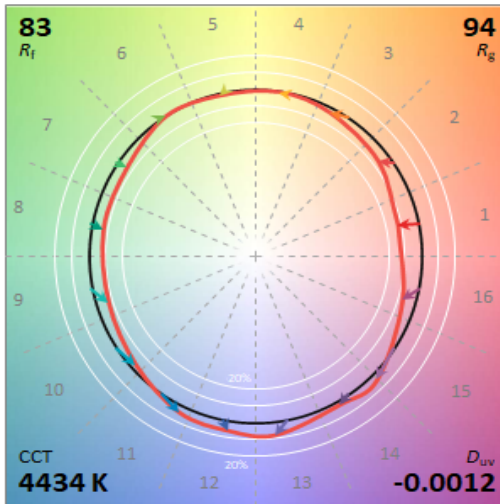
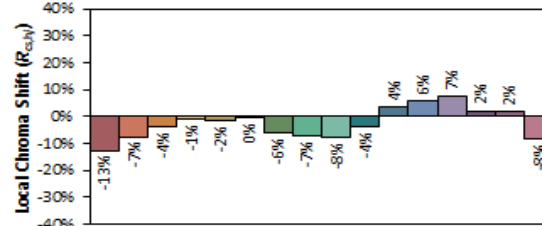
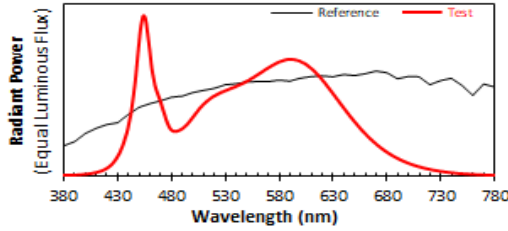


Test Report Number: LLIA001750-002

IES TM-30 Details

Source: LLIA001750-002
Date: 5/12/2022

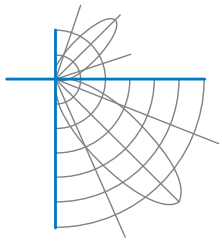
Manufacturer: Topaz Lighting Corp
Model: HBC-150W-PCTS-xx - 4000K, 150W setting



Notes:

x 0.3626
y 0.3624
u' 0.2190
v' 0.4924

CIE 13.3-1995
(CRI)
R_a 84
R_g 9



Test Report Number: LLIA001750-002

Test Equipment Configuration: LightLab International Allentown 2m Integrating Sphere
Measurements acquired using a Labsphere CDS 2600 spectroradiometer
Testing was performed using 4π geometry

Test Temperature: 25.1 °C

Test Procedure: Tested in accordance with the applicable sections of:
LM-79-19, LM-78-20, LM-58-20, ANSI_ANSLG C78.377-2017, TM-30-20

Significance: The laboratory has not participated in the selection of samples to be tested.
All testing is performed on the understanding that the significance of the report is limited to the extent that the test sample is representative of production units.

Notes: The measurements and other derived quantities contained in this report are based on the absolute data as measured.

Prorating the performance of the sample for the use of other component combinations (such as lamp / LED / Ballast / driver), or for use in different environmental conditions than that tested, may produce erroneous results.

This report is free of erasures and corrections

This report may contain data that are not covered by the NVLAP accreditation. Quantities marked with ‡ are not covered.

This report must not be used by the customer to claim product certification, approval or endorsement by NVLAP, NIST, or any agency of the Federal Government.