

DOUBLE CYLINDER CARTS

SMALL DOUBLE CYLINDER CARTS

- The cylinder carts feature a balanced design for comfortable handling on smooth, level surfaces
- Carts come in a variety of configurations including wheel, accessory and tank support options
- Handle grips offer better control and stability
- Supports a 244-330 CF oxygen tank
- Supports 145 CF acetylene tank
- ** Lifting eye carts comply with ASME B30.20, AWS D14.1 and AISC codes.
- ***Fire-rated wall complies with OSHA 1926.350 & OSHA 1910.253.



782426



782428

ITEM #	DESCRIPTION	MODEL #	UPC
782420	Cylinder Cart - 209-10S - 10" wheel	209-10S	661165824209
782421	Cylinder Cart - 209-10SB - 10" wheel	209-10SB	661165824216
782422	Cylinder Cart - 209-10P - 10" wheel	209-10P	661165824223
782424	Cylinder Cart - 209-14S - 14" wheel	209-14S	661165824247
782425	Cylinder Cart - 209-14SB - 14" wheel	209-14SB	661165824254
782426	Cylinder Cart - 209-16P - 16" wheel	209-16P	661165824261
782427	Cylinder Cart - 209-16PB - 16" wheel	209-16PB	661165824278a
782428	Cylinder Cart - 209-16F - 16" wheel	209-16F	661165824285
782439** / ***	Cylinder Cart - 209-14SB-LF - 14" wheel	209-14SB-LF	661165824391
782441** / ***	Cylinder Cart - 209-14SB-L - 14" wheel	209-14SB-L	661165824414
782443** / ***	Cylinder Cart - 209-16PB-LF - 16" wheel	209-16PB-LF	661165824438
782444** / ***	Cylinder Cart - 209-16FB-LF - 16" wheel	209-16FB-LF	661165824445

DOUBLE CYLINDER CARTS

MEDIUM DOUBLE CYLINDER CARTS

- The cylinder carts feature a balanced design for comfortable handling on smooth, level surfaces
- Carts come in a variety of configurations including wheel, accessory and tank support options
- Handle grips offer better control and stability
- Supports a 244-330 CF oxygen tank
- Supports 145 CF acetylene tank
- Includes Tool Tray
- **Lifting eye carts comply with ASME B30.20, AWS D14.1 and AISC codes
- ***Fire-rated wall complies with OSHA 1926.350 & OSHA 1910.253



ITEM #	DESCRIPTION	MODEL #	UPC
782475	Cylinder Cart - 213-25W - 25" wheel	213-25W	661165824759
782480	Cylinder Cart - 213-14S - 14" wheel	213-14S	661165824803
782476** / ***	Cylinder Cart - 213-25WB-LF - 25" wheel	213-25WB-LF	661165824766
782491** / ***	Cylinder Cart - 213-14SB-LF - 14" wheel	213-14SB-LF	661165824919
782493** / ***	Cylinder Cart - 213-14SB-L - 14" wheel	213-14SB-L	661165824933
782495** / ***	Cylinder Cart - 213-16PB-LF - 16" wheel	213-16PB-LF	661165824957
782496** / ***	Cylinder Cart - 213-16FB-LF - 16" wheel	213-16FB-LF	661165824964
782497** / ***	Cylinder Cart - 213-25PB-LF - 25" wheel	213-25PB-LF	661165824971
782482	Cylinder Cart - 213-16P - 16" wheel	213-16P	661165824827
782483	Cylinder Cart - 213-16PB - 16" wheel	213-16PB	661165824834

DOUBLE CYLINDER CARTS

SINGLE CYLINDER CART

- The cylinder carts feature a balanced design for comfortable handling on smooth, level surfaces
- Carts come in a variety of configurations including wheel, accessory and tank support options
- Handle grips offer better control and stability
- Supports 50-80 CF oxygen tank or 40 CF acetylene tank



ITEM #	DESCRIPTION	MODEL #	UPC
782375	Cylinder Cart - 108-8S - 8" wheel	108-8S	661165823752
782385	Cylinder Cart - 112-10S - 10" wheel	112-10S	661165823851
782386	Cylinder Cart - 112-10P - 10" wheel	112-10P	661165823868

DOUBLE CYLINDER CARTS

DOUBLE CYLINDER CART


- The cylinder carts feature a balanced design for comfortable handling on smooth, level surfaces
- Carts come in a variety of configurations including wheel, accessory and tank support options
- Handle grips offer better control and stability
- Supports 50-80 CF oxygen tank or 40 CF acetylene tank












ITEM #	DESCRIPTION	MODEL #	UPC
782359	Cylinder Cart - 207-10S - 10" wheel	207-10S	661165823592
782360	Cylinder Cart - 207-8S - 8" wheel	207-8S	661165823608
782379	Cylinder Cart - 208-8S - 8" wheel	208-8S	661165823790
782380	Cylinder Cart - 208-10S - 10" wheel	208-10S	661165823806

HOW TO READER SUMNER CYLINDER CART PRODUCT DESCRIPTIONS

X X X - X X X X - X X



WHEEL	PART #	DESCRIPTION	DIAMETER	WIDTH	BORE	BEARING	LOAD CAPACITY	FITS CARTS
CYLINDER CART WHEELS								
	779024	Semi-pneumatic	8" (200 mm)	1.75" (44 mm)	0.5" (13 mm)	Powder Metal Bushing	80 lbs.	108 207 208
	779031	Semi-pneumatic	8" (200 mm)	2" (50 mm)	0.5" (13 mm)	Steel Bushing	400 lbs.	207 208
	779011	Semi-pneumatic	10" (250 mm)	2.75" (70 mm)	5/8" (16 mm)	Bronze Bushing	400 lbs.	112 207 208 209
	779027	Pneumatic	10" (250 mm)	3.5" (89 mm)	5/8" (16 mm)	Bronze Bushing	350 lbs.	112 209
	779028	Semi-pneumatic	14" (355 mm)	1.75" (44 mm)	5/8" (16 mm)	Bronze Bushing	150 lbs.	209 213
	779104	Flat Free	16" (400 mm)	4.8" (120 mm)	1" (25 mm)	Powder Metal Bushing	380 lbs.	209 213
	779107	Pneumatic	16" (400 mm)	4.8" (120 mm)	1" (25 mm)	Powder Metal Bushing	380 lbs.	209 213
	780521	Pneumatic	25" (50 mm)	4" (100 mm)	1.25" (32 mm)	Bronze Bushing	800 lbs.	213
	782575	Steel	25" (50 mm)	2" (50 mm)	1.25" (32 mm)	Bronze Bushing	800 lbs.	213

2 = Carries two cylinders 13 = 13" Maximum cylinder diameter 16 = 16" Wheel size F = Flat free tire B = Belly bar L = Lifting eye F = Firewall