

Report of Test

LLIA001750-006

Integrating Sphere Report

Catalog Number: HBC-200W-PCTS-xx - 4000K, 200W setting

Suspended downlight, cast aluminum luminaire and driver housings, clear plastic enclosure with concentric lenses.

720 white LEDs on white circuit board; 400CW, 320WW. All LEDs on for this test.

One LiFud LF-FHB200YAIV LED driver



Performance Summary

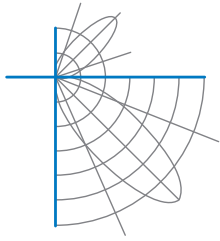
Voltage	120.0 Vac
Current	1.644 A
Power	196.6 W
Frequency	59.99 Hz
Power Factor	0.997
Current THD	2.7 %
Total Luminous Flux	32085.2 lm
Efficacy	163.2 lm/W
Chromaticity (x,y)	(0.3634, 0.3636)
(u',v')	(0.2191, 0.4931)
Duv	-0.0009
CCT	4414 K
CRI (Ra)	84
R9	9
TM-30: Rf	81
TM-30: Rg	94
TM-30: Rcs,h1	-12

Prepared For:

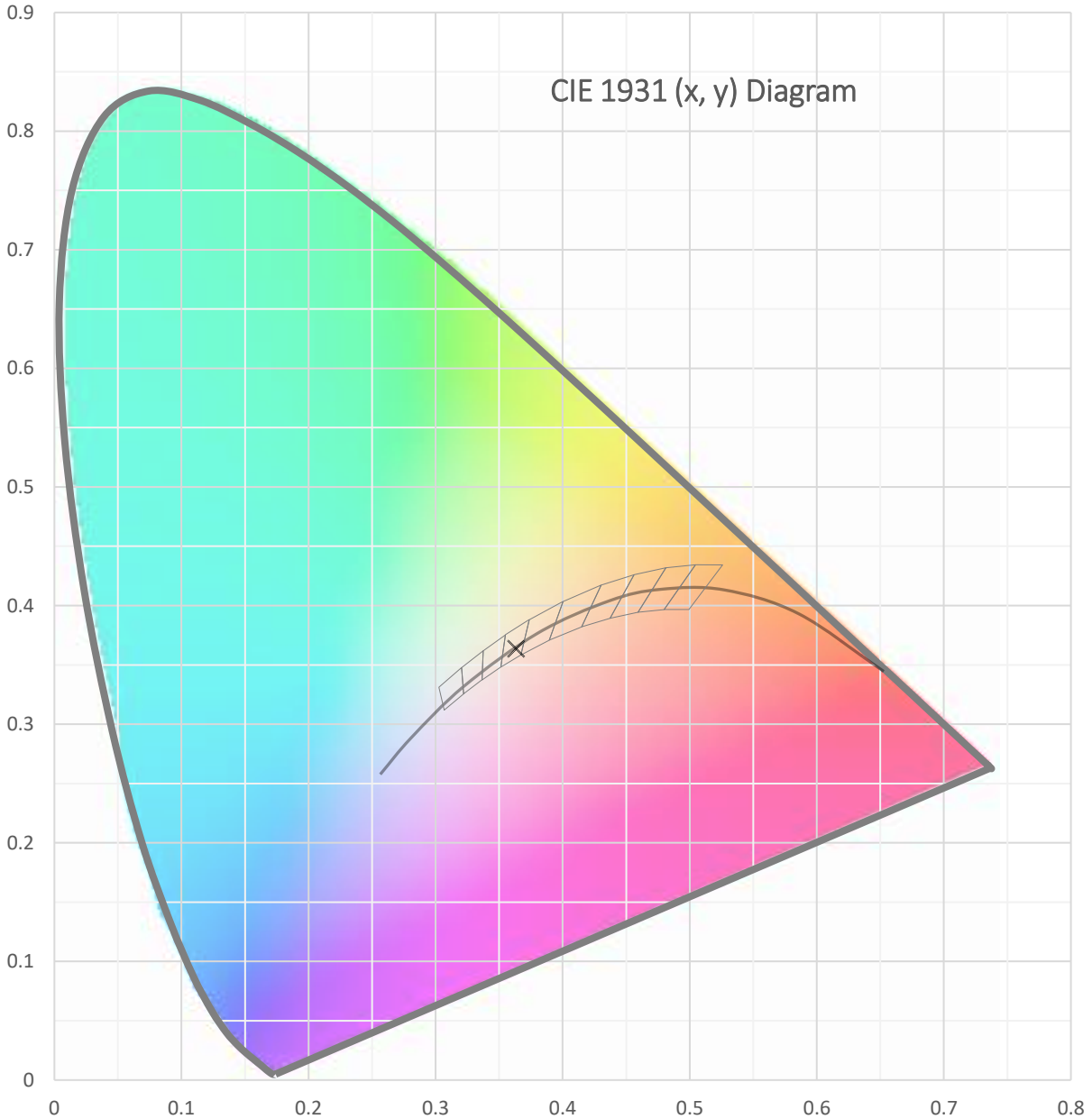
Topaz Lighting Corp
925 Waverly Avenue
Holtsville, NY 11742, USA

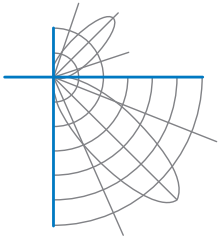
Test date: 05/10/2022
Report date: 05/13/2022

Signed: _____

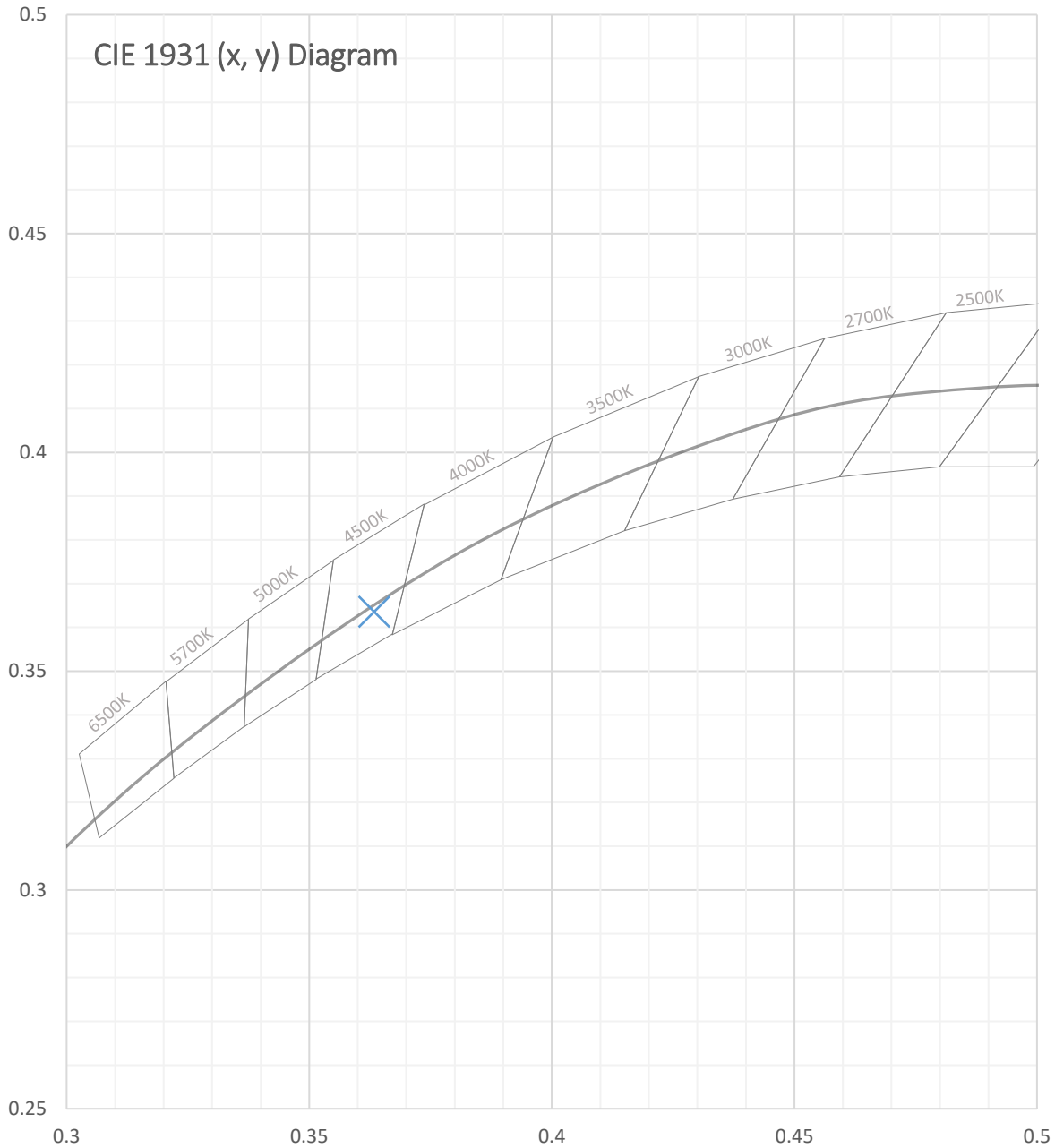


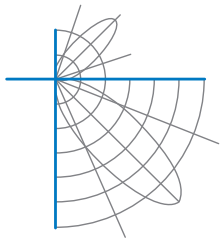
Test Report Number: LLIA001750-006





Test Report Number: LLIA001750-006





Test Report Number: LLIA001750-006

Total Radiant Flux	99.56 W
Total Luminous Flux	32085.2 Lm
Chromaticity CIE 1931 (x, y)	(0.3634, 0.3636)
Chromaticity CIE 1976 (u', v')	(0.2191, 0.4931)
Correlated Color Temperature (CCT)	4414 K
Color Rendering Index (Ra)	84
R1	82
R2	92
R3	95
R4	81
R5	82
R6	87
R7	85
R8	65
R9	9
R10	79
R11	80
R12	61
R13	85
R14	98
TM-30: Rf	81
TM-30: Rg	94
TM-30: Rcs,h1	-12
Distance from Planckian Locus (Duv)	-0.0009
Scotopic/Photopic Ratio ‡	1.842

Electrical Data

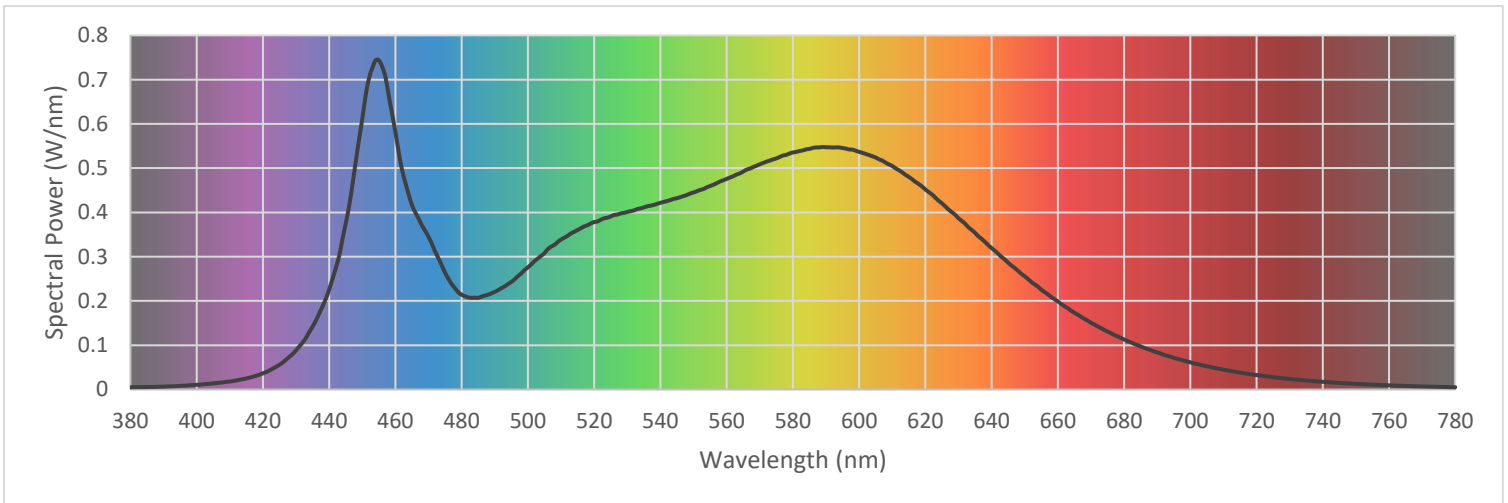
Voltage	120.0 Vac
Current	1.644 A
Power	196.6 W
Frequency	59.99 Hz
Power Factor	0.997
Current THD	2.7 %

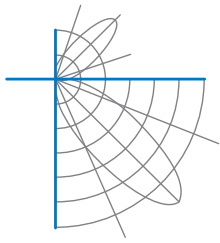


Test Report Number: LLIA001750-006

Summary Spectral Power Distribution (wavelength - nm, spectral power - W/nm)

380	0.005068	480	0.214011	580	0.535399	680	0.113009
385	0.005488	485	0.207201	585	0.543478	685	0.097333
390	0.006380	490	0.220563	590	0.547258	690	0.083690
395	0.008207	495	0.243100	595	0.545389	695	0.071499
400	0.010487	500	0.275933	600	0.536757	700	0.061379
405	0.013657	505	0.307973	605	0.524068	705	0.052416
410	0.018006	510	0.338819	610	0.504945	710	0.044737
415	0.024865	515	0.360335	615	0.480360	715	0.038273
420	0.036635	520	0.378267	620	0.451975	720	0.032623
425	0.055877	525	0.390804	625	0.420690	725	0.027808
430	0.088651	530	0.401028	630	0.386938	730	0.023780
435	0.142314	535	0.411346	635	0.353931	735	0.020218
440	0.226084	540	0.421623	640	0.319246	740	0.017256
445	0.375568	545	0.432110	645	0.286590	745	0.014774
450	0.612126	550	0.445081	650	0.255515	750	0.012653
455	0.743532	555	0.459659	655	0.225537	755	0.010801
460	0.580513	560	0.475693	660	0.198969	760	0.009314
465	0.416272	565	0.492269	665	0.173434	765	0.007976
470	0.344540	570	0.508755	670	0.150842	770	0.006846
475	0.263489	575	0.521934	675	0.130936	775	0.005911
						780	0.005111



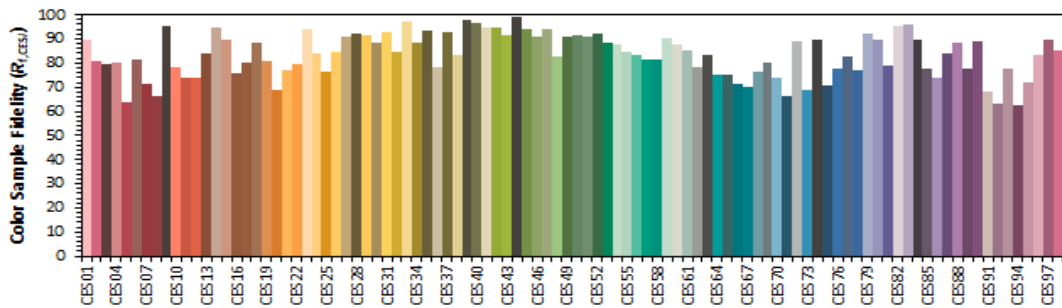
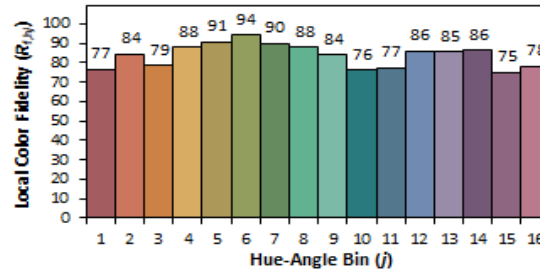
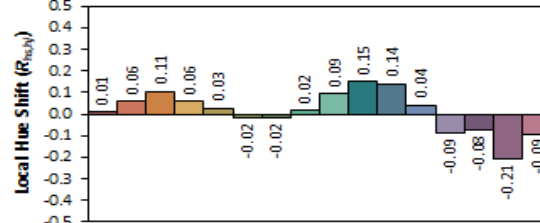
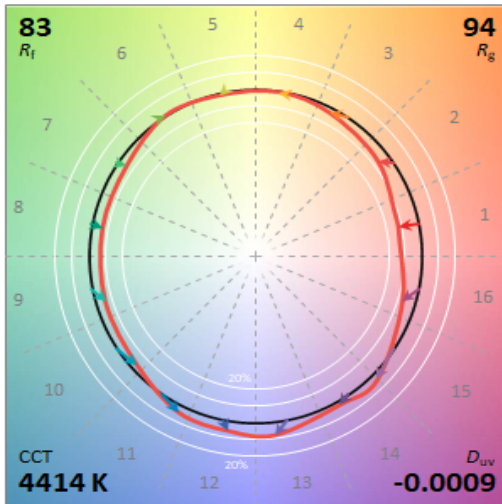
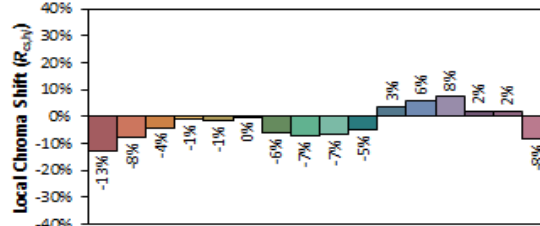
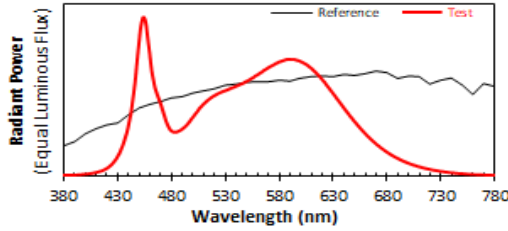


Test Report Number: LLIA001750-006

IES TM-30 Details

Source: LLIA001750-006
Date: 5/13/2022

Manufacturer: Topaz Lighting Corp
Model: HBC-200W-PCTS-xx - 4000K, 200W setting



Notes:

x 0.3634
y 0.3635
u' 0.2191
v' 0.4931

CIE 13.3-1995
(CRI)
R_a 84
R_g 9



Test Report Number: LLIA001750-006

Test Equipment Configuration: LightLab International Allentown 2m Integrating Sphere
Measurements acquired using a Labsphere CDS 2600 spectroradiometer
Testing was performed using 4 π geometry

Test Temperature: 25.2 °C

Test Procedure: Tested in accordance with the applicable sections of:
LM-79-19, LM-78-20, LM-58-20, ANSI_ANSLG C78.377-2017, TM-30-20

Significance: The laboratory has not participated in the selection of samples to be tested.
All testing is performed on the understanding that the significance of the report is limited to the extent that the test sample is representative of production units.

Notes: The measurements and other derived quantities contained in this report are based on the absolute data as measured.

Prorating the performance of the sample for the use of other component combinations (such as lamp / LED / Ballast / driver), or for use in different environmental conditions than that tested, may produce erroneous results.

This report is free of erasures and corrections

This report may contain data that are not covered by the NVLAP accreditation. Quantities marked with ‡ are not covered.

This report must not be used by the customer to claim product certification, approval or endorsement by NVLAP, NIST, or any agency of the Federal Government.