




Southwire™

OPERATOR'S MANUAL

Cricket™ Pipe Dolly



**READ AND UNDERSTAND ALL OF THE INSTRUCTIONS AND
SAFETY INFORMATION IN THIS MANUAL BEFORE OPERATING
OR SERVICING THIS TOOL**



OPERATING THE HOLD-DOWN STRAP

Capacity: 1,000 lbs / 450 kg

Weight: 70 lbs / 32 kg

Step 1: Insert end of strap through slot in ratchet reel and pull until snug.

Step 2: Tighten the strap by pumping the handle until secure. A minimum of two turns of webbing should be around the reel after tensioning.

Step 3: When straps are tight, put handle down flat to lock and hold the load.

Step 4: To release, pull back on handle latch and rotate the handle approximately 180°.

LOADING A PIPE

Step 1: Remove handle.

Step 2: Place strap under pipe by rolling pipe.

Step 3: Put Cricket™ on top of pipe and ratchet strap tightly.

Step 4: Put handle through tube sleeve on underside of Cricket™.

Step 5: Put handle in upright position.

Step 6: Using leverage, lift cart up and walk over pipe.

Step 7: Continue to pull handle to flip Cricket™ onto its wheels. Rotate handle 180° as cart repositions.

Step 8: Replace handle to the original position and secure with plunger pin.

PRODUCT SPECIFICATIONS

Model CRKTFF

Product # 782685

Model CRKT

Product # 782699

Height: 20.0" (50.8 cm)

Width 26.3" (66.8 cm)

Width Between Wheels 16.0 (40.6 cm)

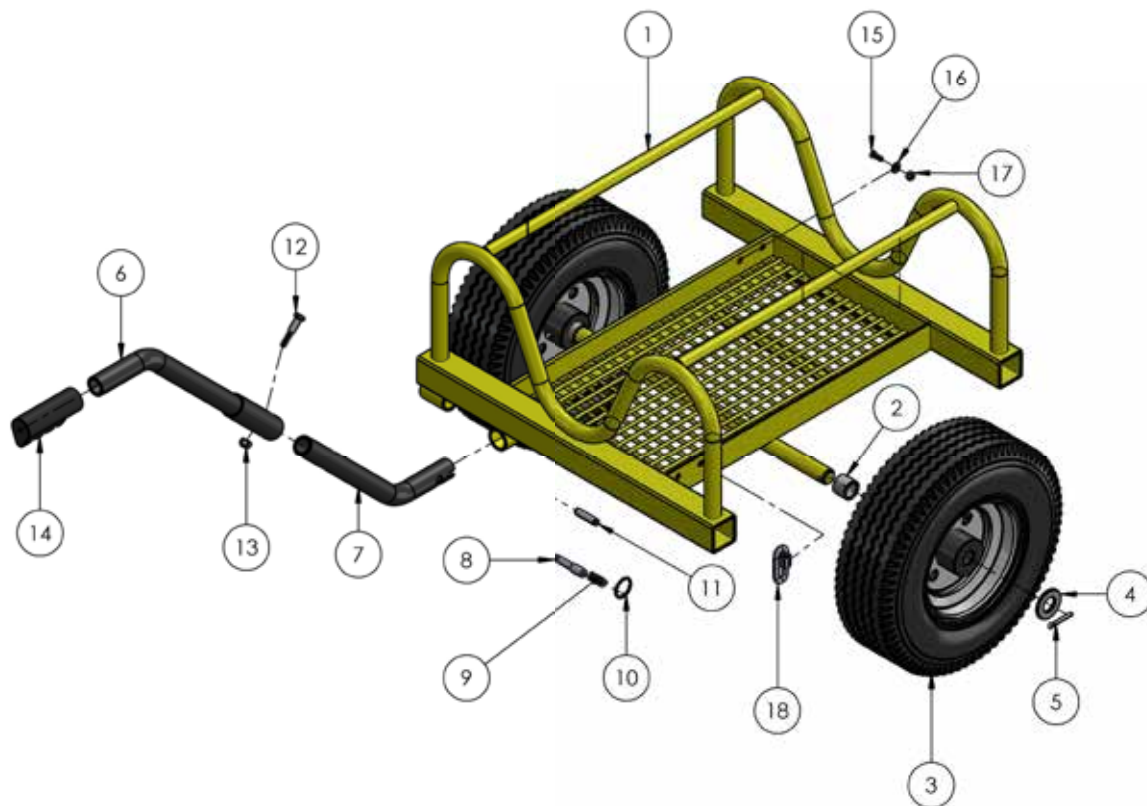
Length 27.4" (69.6 cm)

Weight: 76.0 lbs (34.5 kg)

WARRANTY CLAIM INFORMATION


For all warranty, customer service, and product return authorizations and inquiries, please visit www.southwire.com/resources/warranties.

CRICKET™ ASSEMBLY



TIE-DOWN STRAP AND BUCKLE NOT SHOWN (ITEMS 19 AND 20)

ITEM NO.	PART NUMBER	DESCRIPTION	QTY.
1	782730	CRICKET FINAL WELDMENT	1
2	782738	WHEEL SPACER, CRICKET	2
3	779107	480/400 X 8 PNEU TIRE & WHL	2
3	779104	WHEEL, 480/400 X 8 FLAT FREE	2
4	773100	FLAT WASHER, USS 1"	2
5	774049	COTTER-PIN, BRASS 3/16 X 1-1/2"	2
6	782733	UPPER HANDLE WELDMENT, CRICKET	1
7	782734	LOWER HANDLE, CRICKET	1
8	782510	PLUNGER	1
9	776212	SPRING, #DWC - 042 - G - 9	1
10	775110	SPLIT RING 1-1/4" NICKEL PLATED	1
11	774090	ROLL PIN 3/8 DIA X 2" LONG	1
12	771112	SCREW, HHC 3/8-16 X 2	1
13	772355	NUT, INSERT LOCK 3/8-16	1
14	779112	HANDLE GRIP, BLACK	1
15	771046	SCREW, BHSC 1/4-20 X 0.75"	1
16	773020	WASHER, FLAT 1/4"	1
17	772076	NUT, INSERT LOCK 1/4-20	1
18	779315	RAPID LINK, 1/4"	1
19	779110	1" RATCHET	1
20	779111	TIE DOWN STRAP AND HOOK	1



Southwire™

SOUTHWIRE.COM

1-855-SWT00LS

TOLL FREE TECHNICAL HELP
Línea de Ayuda Técnica Gratuita

04/25
Cricket™ manual/manuel

Product distributed by
Produit distribué par
Southwire Company, LLC.
One Southwire Drive
Carrollton, GA 30119
©2025 Southwire Company, LLC
All rights reserved.
Tous droits réservés.