



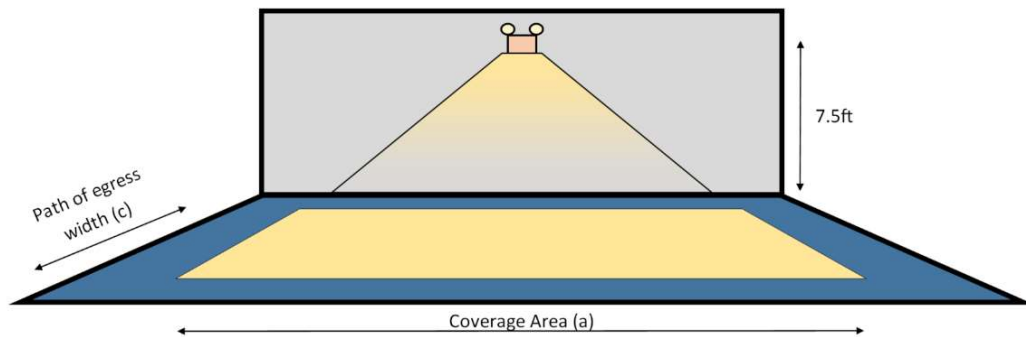
Summary of Test Results

LLIA001218-004

Catalog Number: ESC/LED/RW

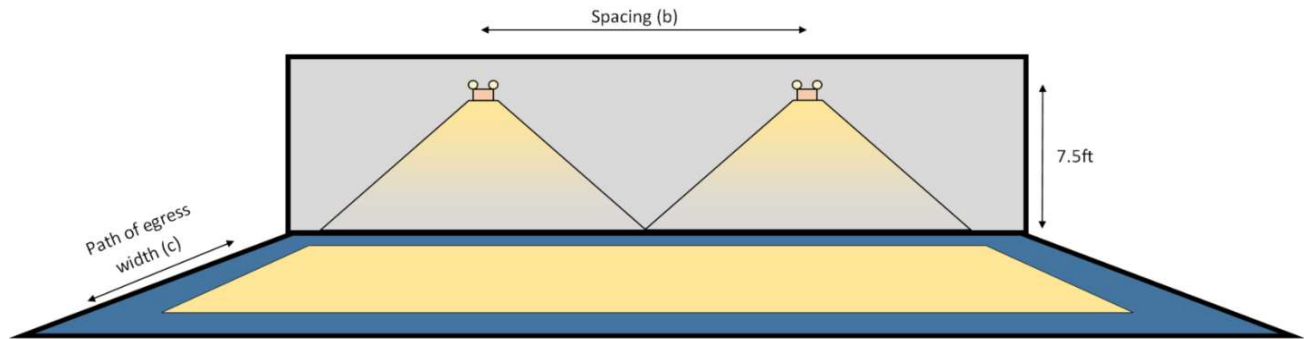
Calculations based on photometric test results from
LightLab International Allentown, Inc. Test Report #LLIA001218-001

Single Luminaire Coverage Area:



Path of Egress (c)	Hor Angle Btwn Heads	Vert Angle from Nadir	Coverage Area (a)	Path of Egress (c)	Hor Angle Btwn Heads	Vert Angle from Nadir	Coverage Area (a)
3' path	120	35	20'	6' path	100	37.5	16'

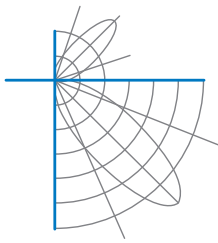
Multiple Luminaire Max Spacing:



Path of Egress (c)	Hor Angle Btwn Heads	Vert Angle from Nadir	Max Spacing (b)	Path of Egress (c)	Hor Angle Btwn Heads	Vert Angle from Nadir	Max Spacing (b)
3' path	120	35	22'	6' path	100	37.5	18'

Application Notes: Calculations based on initial conditions, a 100-foot long corridor, 8-foot wide and 9-foot high, with 80/50/20 reflectances. Measurements at floor height. Illumination requirements were: average illuminance of no less than 1 fc, minimum illuminance of no less than 0.1 fc, and max/min ratio of no greater than 40:1.

Approved By _____

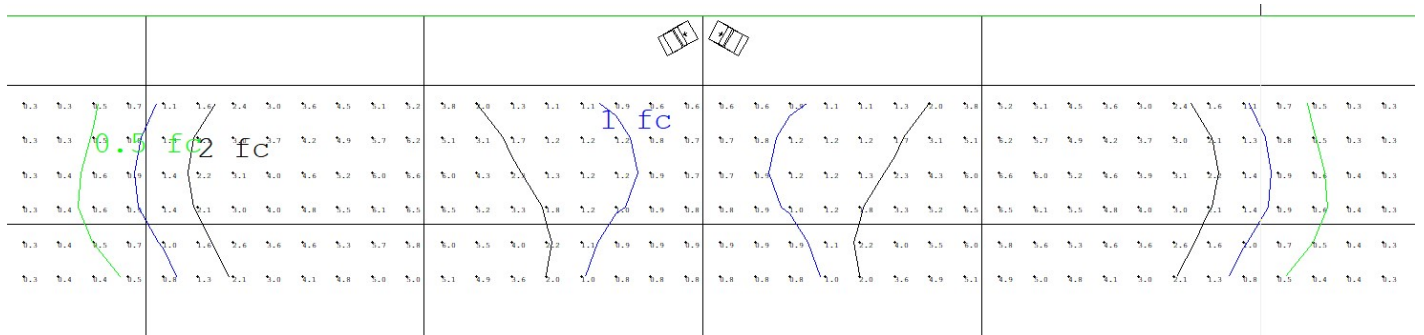


Summary of Test Results

LLIA001218-004

Catalog Number: ESC/LED/RW

Calculations based on photometric test results from
LightLab International Allentown, Inc. Test Report #LLIA001218-001

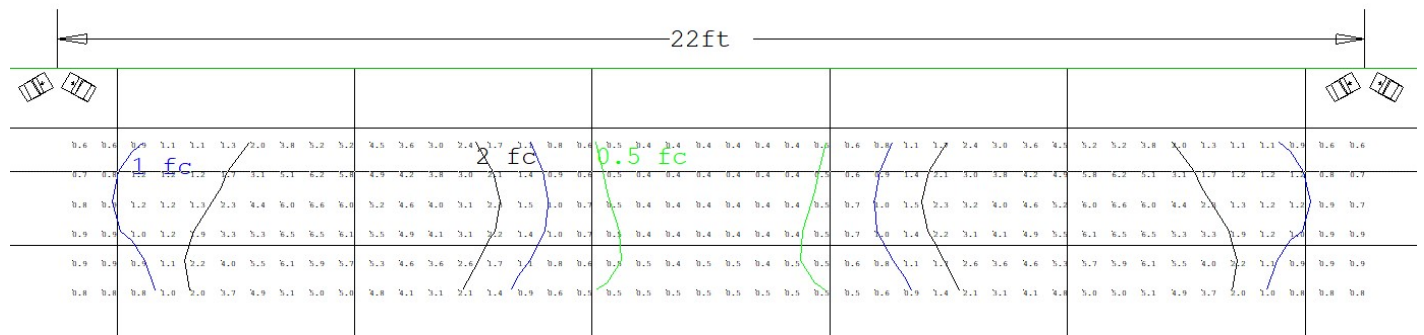


CalcPts_1

Illuminance (Fc)

Average=2.48 Maximum=6.6 Minimum=0.3 Avg/Min=8.27

Max/Min=22.00

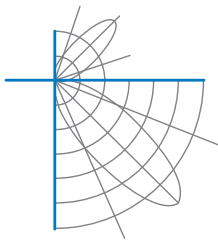


CalcPts_1

Illuminance (Fc)

Average=2.33 Maximum=6.6 Minimum=0.4 Avg/Min=5.83

Max/Min=16.50

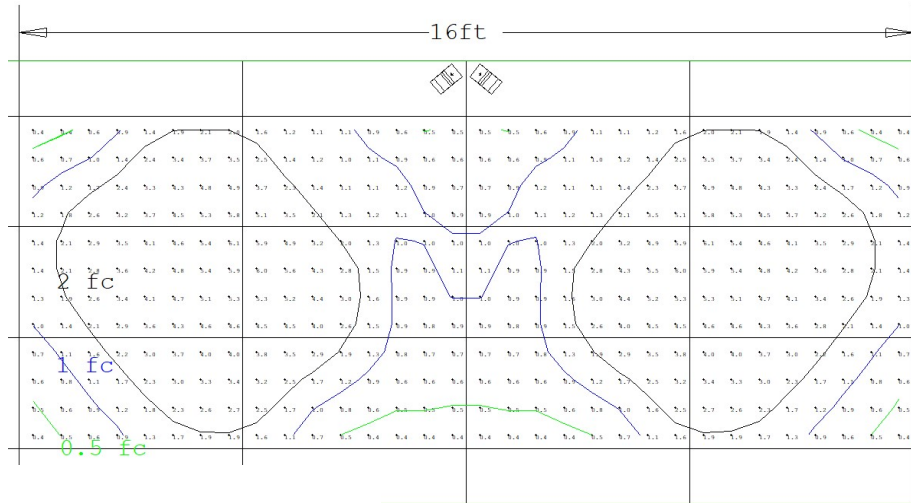


Summary of Test Results

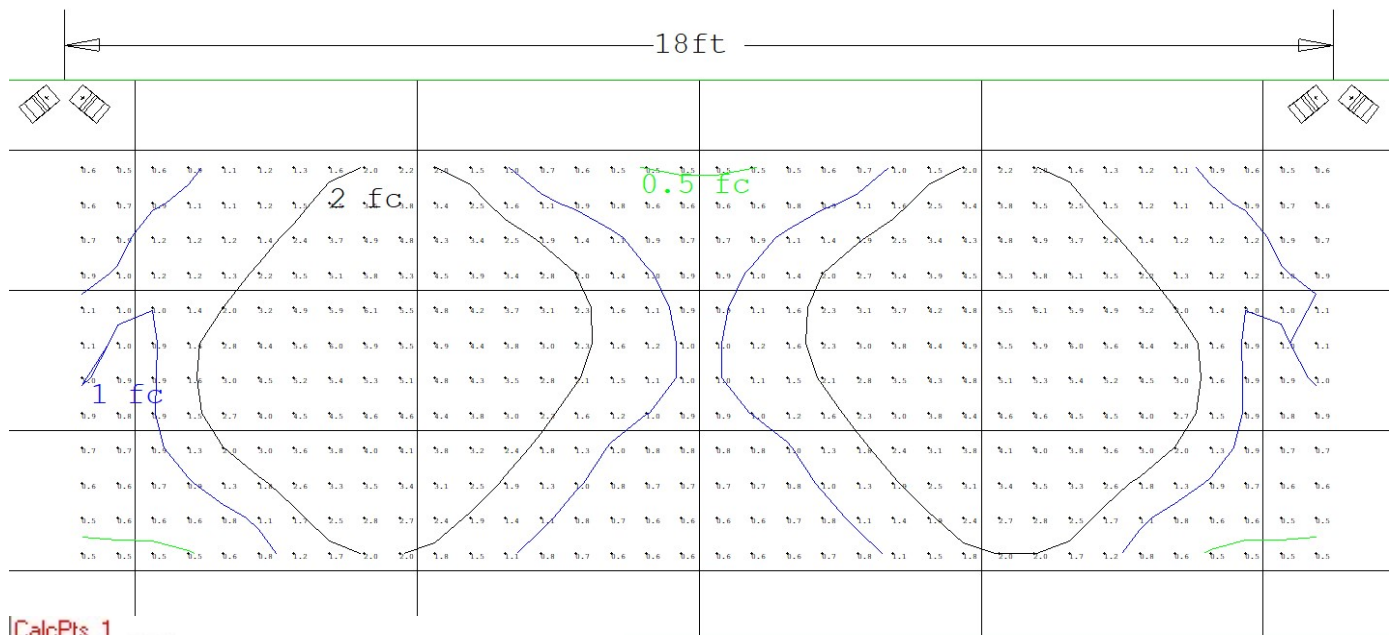
LLIA001218-004

Catalog Number: ESC/LED/RW

Calculations based on photometric test results from
LightLab International Allentown, Inc. Test Report #LLIA001218-001



CalcPts_1
Illuminance (Fc)
Average=2.19 Maximum=6.1 Minimum=0.4 Avg/Min=5.48
Max/Min=15.25



CalcPts_1
Illuminance (Fc)
Average=2.12 Maximum=6.1 Minimum=0.5 Avg/Min=4.24
Max/Min=12.20