




Job Name/Title: _____ Catalog Number _____

Contractor: _____ Notes: _____

LED Emergency Light DOUBLE HEAD - SELF-TESTING



Safety Maintenance Just Got Easier

Topaz places a high priority on the safety of the offices, warehouses, retail, and public spaces that you build. Our Self-Testing Emergency Lights feature a high impact, flame retardant housing and adjustable lamp heads. The built-in battery backup will immediately switch on upon power failure, illuminating a safe path of egress. This self-testing, self-diagnostic model continually monitors the battery connection and charge status, and runs a monthly self-test. Built-in indicator lights illuminate to easily identify potential faults, making sure safety is never compromised. These luminaires meet required NFPA, UL, NEC and OSHA standards.

FEATURES

- Self-testing, self-diagnostic feature continuously monitors operating condition
- Meets NFPA 70, NFPA 101, UL924, NEC/OSHA Standards
- 90-minute battery backup with accessible push to test button
- Dual lamp heads track and swivel for full range of adjustability
- High impact, UL 94-5VA flame retardant housing
- Ceiling or wall mount capable with included hardware

SUGGESTED APPLICATIONS

- Emergency lighting for commercial, industrial, retail and other public spaces
- Stairways, hallways





Job Name/Title: _____ Catalog Number _____

Contractor: _____ Notes: _____

LED Emergency Light DOUBLE HEAD - SELF TESTING

GENERAL SPECIFICATIONS

- Input Voltage, Frequency:** 120-277V, 50/60Hz
- Input Current:** 0.04 / 0.02A
- Recharge Time:** 24 hours
- Emergency Duration/Run Time:** 90 minutes
- Efficacy:** 110 LPW
- CRI:** 80
- Mounting Options:** Ceiling or wall mounting capable
- Mounting Hardware Included:** Wire nuts and screws
- Housing:** White, high impact, UL 94-5VA flame retardant injection mold thermoplastic with polycarbonate lens
- AC Supply Test Button:** Yes
- Location Rating:** Damp
- Ambient Operating Temperature:** 50°F to 104°F
- Battery Type:** 3.2V, 1500mAh LiFePO4



ITEM SPECIFICATIONS / ORDER INFO

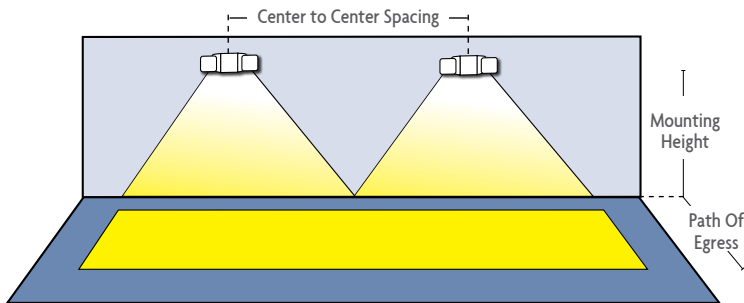
Catalog Number	Order Code	UPC	Lumens	Input Wattage	Output Wattage	Number of Lamp Heads
EL2/LED/WH/ST	70915	751338037885	220	3.3W	2W	2

NOMENCLATURE

EL2/LED/WH/ST
EL2 = Emergency Light 2 head / **LED** = LED / **WH** = White / **ST** = Self Test

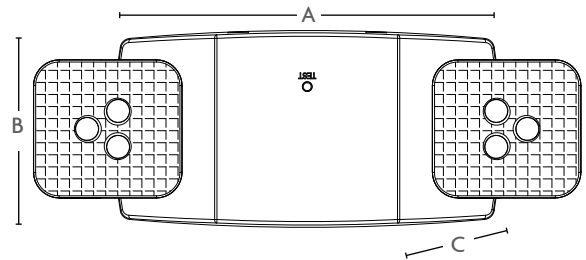
SPACING GUIDELINES

Mounting Height	Center To Center Spacing	Path of Egress
7.5'	25'	6'
10'	24'	6'



PRODUCT DIMENSIONS / LINE DRAWING

Catalog Number	(A)	(B)	(C)	Weight
EL2/LED/WH/ST	12.5"	4.5"	2.88"	1 Lb.



Compliant NFPA 101 requires 1.0 foot-candle average and 0.1 footcandle minimum with a 40:1 maximum/minimum ratio.

NOTES:

All exit and emergency fixture batteries will be prorated for 5 years.
 Specifications subject to change without prior notice.

This device complies with Part 15 of the FCC Rules. Operation is subject to the following two conditions: (1) this device may not cause harmful interference, and (2) this device must accept any interference received, including interference that may cause undesired operation.

WARNING: Some products included in this specification sheet may be subject to the warning requirements of California's Proposition 65. Please refer to your product packaging for more information.

November 2020



Job Name/Title: _____ Catalog Number _____

Contractor: _____ Notes: _____

LED Emergency Light DOUBLE HEAD - SELF TESTING






SELF-TEST/SELF-DIAGNOSTIC FEATURES

1. When AC power is supplied to the fixture, the unit will automatically initiate a self-test and self-diagnostic test as follows:

- Verify battery connection and charge board every 5 seconds
- 1-minute self-test every month
- 30-minute self-test every 6 months
- 90-minute self-test every 12 months

2. Dual color LED indicator lights:

- Green: On/Ready
- Green Blinking: Testing
- Red: Service Alert

	One Blink, 4 second pause	Battery Disconnected
	Two Blinks, 4 second pause	Low Battery Voltage
	Three Blinks, 4 second pause	Charger board circuit failure
	Four Blinks, 4 second pause	Transfer function failure
	Five Blinks, 4 second pause	Integral lamp head failure

Notice: To reset, press test button for two seconds without releasing. Indicator light will be green. Please press test button for two seconds without releasing to reset. Indicator light will be green.

3. Manual Function Tests:

30 second discharge test	Press button once
3-minute discharge test	Press button twice within two seconds
30-minute discharge test	Press button three times within two seconds
90-minute discharge test	Press button four times within two seconds