



# LED FLAT PANELS

## POWER & CCT SELECTABLE

### SUGGESTED APPLICATIONS

- New construction or remodel
- Office, schools
- Healthcare facilities
- Institutions and commercial applications

### FEATURES

- Choose wattage and color temperature at installation for 9 possible configurations
- Up to 25% lighter than traditional fixtures
- Low profile and light weight design
- Backlit technology with precision optics for uniform illumination
- Steel housing with white powder coat finish, smooth frame and polystyrene lens
- Includes 18 AWG leads and 22 AWG dimming wires
- Fits standard drop ceiling
- Suspension, surface or recessed mount kits sold separately
- Emergency battery backup models available
- ETL sanitation listing



**INPUT VOLTAGE: 120-277V**

**FREQUENCY: 50/60Hz**

**POWER FACTOR, THD %:**  
**>0.9, <20%**

**DIMMABLE: 0-10V,**  
**DOWN TO 1%**

**EFFICACY: UP TO 140 LPW**

**MINIMUM CRI: 80**

**BEAM ANGLE: 120°**

**LOCATION RATING: DAMP**

**AMBIENT OPERATING**  
**TEMPERATURE: -4°F TO 113°F**

**FUNCTIONAL LIFE (L70):**  
**50,000 HOURS**



**BUILT FOR DURABILITY.**  
**BUILT FOR RELIABILITY.**  
**BUILT FOR WORK.™**

**800-666-2852 | SOUTHWIRE.COM**

©2024 Southwire Company, LLC. All rights reserved.  
\*Registered Trademark & ™ Trademark of Southwire Company, LLC.



# TOPAZ®



A Southwire Company

## LED FLAT PANELS POWER & CCT SELECTABLE

### ITEM SPECIFICATIONS | ORDER INFO

MODEL #	ORDER CODE	UPC	SIZE (TRADE)	LUMENS	WATTAGE	INPUT CURRENT @120V/277V	CCT	DLC ID <sup>1</sup>
PL14-40WPCTS-D	75766	032886300042	1' x 4'	2,300	20W	0.22/0.08A	3500K	S-V1YU8W
				3,450	30W*	0.33/0.12A	4000K*	
				4,600	40W	0.44/0.159A	5000K	
PL22-30WPCTS-D	76944	032886316357	2' x 2'	2,735	20W	0.28/0.10A	3500K	S-D2N563
				3,386	25W	0.33/0.12A	4000K*	
				3,983	30W*	0.39/0.14A	5000K	
PL22-30WPCTS-D-EM	76945	032886316692	2' x 2'	2,735	20W	0.28/0.10A	3500K	S-D2N563
				3,386	25W	0.33/0.12A	4000K*	
				3,983	30W*	0.39/0.14A	5000K	
PL24-40WPCTS-D	75768	032886300066	2' x 4'	3,900	30W	0.33/0.12A	3500K	S-C2I73P
				4,550	35W*	0.39/0.14A	4000K*	
				5,200	40W	0.44/0.159A	5000K	
PL24-40WPCTS-D-EM	75769	032886300073	2' x 4'	3,900	30W	0.33/0.12A	3500K	S-NM8CZB
				4,550	35W*	0.39/0.14A	4000K*	
				5,200	40W	0.44/0.159A	5000K	
PL24-50WPCTS-D	72996	751338040304	2' x 4'	4,200	30W	0.33/0.12A	3500K	S-IZRWQA
				5,600	40W*	0.44/0.16A	4000K*	
				6,750	50W	0.55/0.20A	5000K	
PL24-50WPCTS-D-EM	75770	032886300080	2' x 4'	4,200	30W	0.33/0.12A	3500K	S-P5MQ13
				5,600	40W*	0.44/0.16A	4000K*	
				6,750	50W	0.55/0.20A	5000K	

\*Default Power & CCT settings

### ORDERING GUIDE

#### EXAMPLE: PL24-50WPCTS-D-EM

PRODUCT	SIZE	POWER SELECTABLE	LUMEN PACKAGE	CCT	OPTIONS
PL = Panel Luminaire	14 = 1' X 4'	40WPCTS = 20W/30W/40W	2,300/3,450/4,600	3500K   4000K   5000K	D = Dimmable EM = Emergency battery backup
	22 = 2' X 2'	30WPCTS = 20W/25W/30W	2,735/3,386/3,983		
		35WPCTS = 25W/30W/35W	3,500/4,200/4,725		
	24 = 2' X 4'	40WPCTS = 30W/35W/40W	3,900/4,550/5,200		
		50WPCTS = 30W/40W/50W	4,200/5,600/6,750		

<sup>1</sup>DLC Primary Use Designation: PL14-xxWPCTS-D-xx = 1x4 Luminaires for Ambient Lighting of Interior Commercial Spaces

PL22-xxWPCTS-D-xx = 2x2 Luminaires for Ambient Lighting of Interior Commercial Spaces

PL24-xxWPCTS-D-xx = 2x4 Luminaires for Ambient Lighting of Interior Commercial Spaces

Dimming with standard 0-10V control system or wall dimmers. Dimming complies with IEC60929 Annex E. Fixture may not be compatible with all dimmers. Dimming performance may vary based on selected dimmer. Contact your local Southwire representative for a list of compatible dimmers.

This device complies with Part 15 of the FCC Rules. Operation is subject to the following two conditions: (1) this device may not cause harmful interference, and (2) this device must accept any interference received, including interference that may cause undesired operation.

FIVE (5) YEAR LIMITED WARRANTY: SOUTHWIRE COMPANY, LLC. For details visit: <https://southwire.com/resources/warranties>. Specifications subject to change without prior notice. Replacement wattage shown depends on application and fixture.

**BUILT FOR DURABILITY.  
BUILT FOR RELIABILITY.  
BUILT FOR WORK.™**

800-666-2852 | SOUTHWIRE.COM

©2024 Southwire Company, LLC. All rights reserved.

\*Registered Trademark & ™Trademark of Southwire Company, LLC.



# LED FLAT PANELS

## POWER & CCT SELECTABLE

### ACCESSORIES (SOLD SEPARATELY)

MODEL #	ORDER CODE	UPC	PRODUCT TITLE/DESCRIPTION
PL14-FRAME-LP	75771	032886300097	1' x 4' Surface Mount Frame Kit- low profile 2"
PL22-FRAME-LP	75772	032886300103	2' x 2' Surface Mount Frame Kit low profile 2"
PL24-FRAME-LP	75773	032886300110	2' x 4' Surface Mount Frame Kit- low profile 2"
F-L14/FRAME-87	70279	751338035454	1' x 4' Surface Mount Frame Kit 4"
F-L22/FRAME-87	70280	751338035461	2' x 2' Surface Mount Frame Kit 4"
F-L24/FRAME-87	70281	751338035478	4' x 4' Surface Mount Frame Kit 4"
F-L14/FLANGE-87	70276	751338035416	1' x 4' Sheetrock Flange Kit
F-L22/FLANGE-87	70277	751338035423	2' x 2' Sheetrock Flange Kit
F-L24/FLANGE-87	70278	751338035447	2' x 4' Sheetrock Flange Kit
F-L22/CABLE/BL-87	70282	751338036017	4' Suspended Mount Cable Kit for use with 2' x 2' Flat Panel
F-L24/CABLE/BL-87	70283	751338036031	4' Suspended Mount Cable Kit for use with 2' x 4' Flat Panel
BEL5/120-277V-92	70585	751338020177	Emergency LED Driver 120-277V
WD-DS710	70605	-	Dimmer 0-10V

### ENERGY SAVINGS *Based on 12 hours/day and \$0.11/kWh*

MODEL #	LED WATTAGE	FLUORESCENT REPLACEMENT WATTAGE	WATTS SAVED	YEARLY SAVINGS	5 YEAR SAVINGS
PL14-40WPCTS-D	20W	32W T8	10W	\$5	\$24
PL14-40WPCTS-D	30W	2x 32W T8 LBF	24W	\$12	\$58
PL14-40WPCTS-D	40W	2x 32W T8	20W	\$10	\$48
PL22-30WPCTS-D-XX	20W	2X 32W T8	40W	\$19	\$96
PL22-30WPCTS-D-XX	25W	2X 32W T8	35W	\$17	\$84
PL22-30WPCTS-D-XX	30W	3X 32W T8	60W	\$29	\$145
PL24-40WPCTS-D-XX	30W	2x 32W T8 NBF	30W	\$14	\$72
PL24-40WPCTS-D-XX	35W	3x 32W T8 HBF	71W	\$34	\$171
PL24-40WPCTS-D-XX	40W	4x 32W T8 HBF	100W	\$48	\$241
PL24-50WPCTS-D-XX	30W	2x 32W T8 NBF	30W	\$14	\$72
PL24-50WPCTS-D-XX	40W	3x 32W T8 HBF	66W	\$32	\$159
PL24-50WPCTS-D-XX	50W	4x 32W T8 HBF	90W	\$43	\$217

**BUILT FOR DURABILITY.  
BUILT FOR RELIABILITY.  
BUILT FOR WORK.™**

800-666-2852 | SOUTHWIRE.COM

©2024 Southwire Company, LLC. All rights reserved.  
\*Registered Trademark & ™Trademark of Southwire Company, LLC.

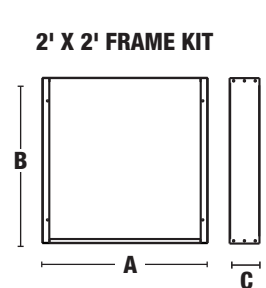
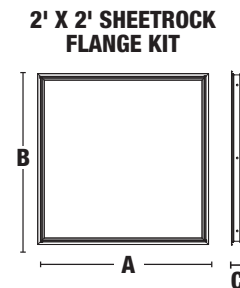
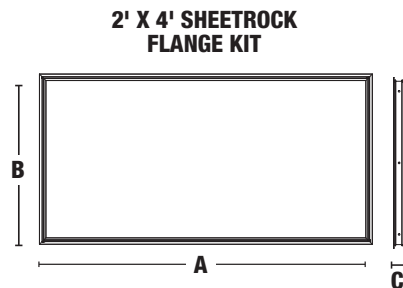
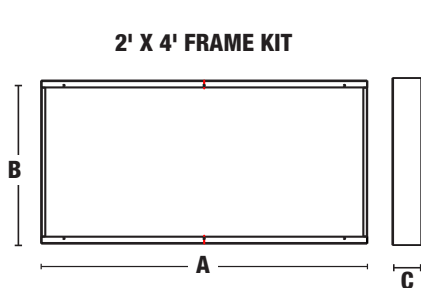
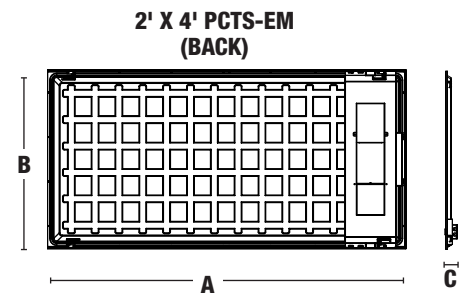
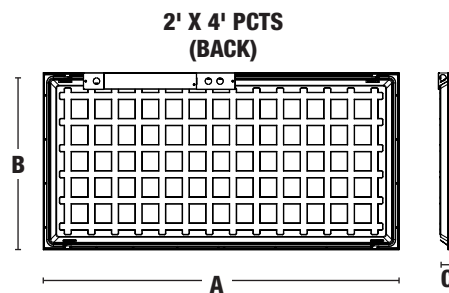
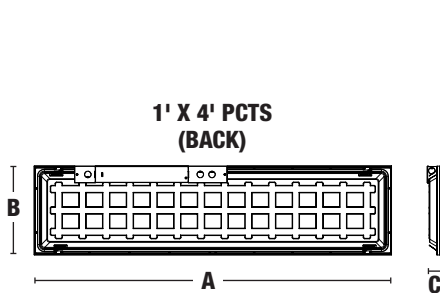
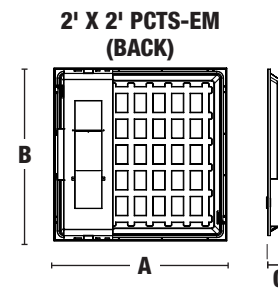
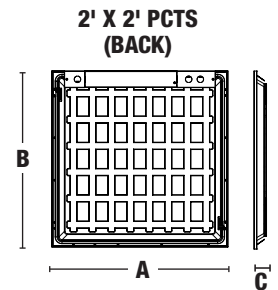


# LED FLAT PANELS

## POWER & CCT SELECTABLE

### DIMENSIONS | WEIGHT

MODEL #	A (IN)	B (IN)	C (IN)	WEIGHT (LBS.)	PALLET QTY (PCS) 48" X 40" X 60"	PALLET QTY (case) 48" X 40" X 60"
PL14-40WPCTS-D	47.72	11.85	1.67	4.6	64	16
PL22-XXWPCTS-D	23.74	23.74	1.67	5.1	48	12
PL22-XXWPCTS-D-EM	23.74	23.74	3.09	7.6	28	28
PL24-XXPCTS-D	47.72	23.74	1.67	8.4	24	6
PL24-XXPCTS-D-EM	47.72	23.74	3.09	11.9	14	14
PL22-FRAME-LP	24	24	2.4	2.4	640	64
PL24-FRAME-LP	48	24	2.4	3.9	270	27
F-L14/FRAME-87	48	12	4.3	6.4	120	12
F-L22/FRAME-87	24	24	4.3	6.6	290	29
F-L24/FRAME-87	48	24	4.3	7.6	120	12
F-L14/FLANGE-87	48	14.1	2	7.7	310	31
F-L22/FLANGE-87	24	24	1.8	5.8	550	55
F-L24/FLANGE-87	48	26	2.9	8.5	310	31



**BUILT FOR DURABILITY.  
BUILT FOR RELIABILITY.  
BUILT FOR WORK.™**