



southwiretools.com



1-855-SW-TOOLS
Toll Free Technical Help
Assistance technique gratuite
Línea de Ayuda Técnica Gratuita

Product distributed by
Southwire Company, LLC.
One Southwire Drive, Carrollton, GA 30119
© 2019 Southwire Company, LLC.
All rights reserved.

02/19
QWIKrope® LINK SOFT SHACKLE




Southwire™

TOOLS & EQUIPMENT

OPERATING INSTRUCTIONS

**QWIKrope® LINK SOFT SHACKLE
(SS-18/SS-14)**



**READ AND UNDERSTAND ALL INSTRUCTIONS
AND SAFETY INFORMATION IN THIS MANUAL**

**BEFORE OPERATING OR
SERVICING THIS TOOL**



TABLE OF CONTENTS

Important Safety Information.....	2-4
Description of Operation.....	5
Identification.....	5
Setup and Operation.....	6-7
Specifications.....	8
Warranty.....	9-10

SAFETY FIRST

Safety is essential in the use and maintenance of Southwire Contractor Equipment. This instruction manual and any markings on the tool provide information for avoiding hazards and unsafe practices related to the use of this tool. Observe all the safety information provided.

SAFETY ALERT SYMBOLS

These symbols are used to call attention to hazards or unsafe practices related that could result in injury or property damage. The three safety words defined below indicate the severity of the hazard. The message after the signal word provides information for preventing or avoiding the hazard.



DANGER - immediate hazards that if not avoided WILL result in severe injury or death



WARNING - Hazards that if not avoided COULD result in severe injury or death



CAUTION - Hazards or unsafe practices that, if not avoided MAY result in severe injury or death

IMPORTANT SAFETY INFORMATION


⚠ WARNING



- Read and understand all instructions and safety information in this manual before operating or servicing this tool.

FAILURE TO OBSERVE THESE WARNINGS COULD RESULT IN SEVERE INJURY OR DEATH.

⚠ WARNING: Personal Safety Hazards



- Only qualified persons should use the QWIKrope® LINK Soft Shackles.
- Wear eye protection, hard hat, cut resistant gloves and safety toe shoes when using this tool.
- Do not use tool when tired or under the influence of drugs, alcohol, or medication.
- Keep body parts and loose clothing away from moving parts.
- Always follow safety procedures as shown in this manual.

FAILURE TO OBSERVE THESE WARNINGS COULD RESULT IN SEVERE INJURY OR DEATH.

⚠ WARNING: Entanglement Hazard



- Do not operate this tool while wearing loose fitting clothing. Retain long hair.
- Keep hands away from swinging and moving parts. Could pinch or crush hands.

FAILURE TO OBSERVE THESE WARNINGS COULD RESULT IN SEVERE INJURY OR DEATH.

IMPORTANT SAFETY INFORMATION

⚠ WARNING: Tool Use Hazards

- Use this tool for the manufacturer's intended purpose only. Use other than that described in this manual could result in injury or property damage.
- Only qualified personnel should use this equipment.
- Keep all decals clean and legible, and replace when necessary.

⚠ CAUTION

- Read and understand all the instructions and safety information in this manual before operating or servicing this tool.

⚠ CAUTION:

- Do not use if any parts are damaged or missing as this can cause an unsafe condition and lead to tool malfunction or failure.
- If tool is in disrepair, **DO NOT USE**. Have tool serviced at an Authorized Southwire Repair Center.

FAILURE TO OBSERVE THESE CAUTIONS MAY RESULT IN INJURY OR PROPERTY DAMAGE.

PURPOSE OF THIS MANUAL

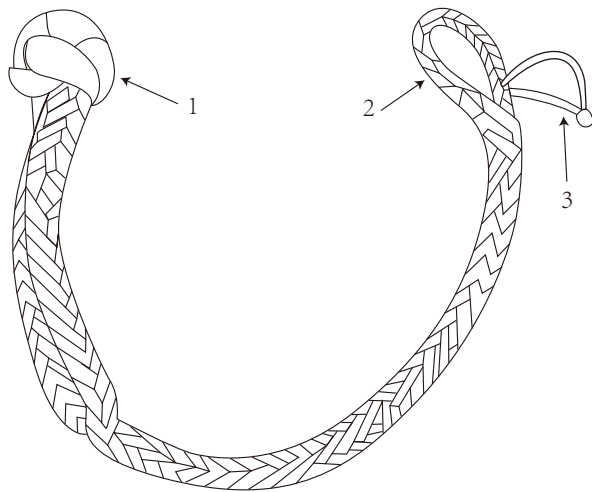
This manual is intended to familiarize all personnel with the safe operation and maintenance procedures for the following Southwire Tools and Equipment: QWIKrope® LINK Soft Shackles. Keep this manual available to all personnel. Replacement manuals are available upon request at no charge at www.southwiretools.com.

DESCRIPTION OF OPERATION

The Southwire QWIKrope® LINK Soft Shackle is a unique cradle designed to be used with the Southwire rope when connecting two or more lengths of rope. The QWIKrope® LINK Soft Shackle can be used on either Southwire QWIKrope® or Southwire Double Braided Rope. The purpose of this product is to allow the user to continuously pull the rope around a wire pullers capstan without causing any damage to the capstan from traditional metal rope swivels and clevises.

IDENTIFICATION

1. Knuckle
2. Clinch eye
3. Clinch eye opening string



5

SETUP AND OPERATION

1. Always wear gloves, eye protection and hard hat when working with QWIKrope® LINK Soft Shackles.
2. Lay out both rope eyes to be joined (FIG 1). Insert the QWIKrope® LINK Soft Shackle with the Knuckle (1) end going through the rope eye of the trailing rope. Insert the clinch eye end of the QWIKrope® LINK Soft Shackle through the rope eye of the lead rope (FIG 2).
3. Using the Clinch Eye Opening String (3) attached to the Clinch Eye (2) of the QWIKrope® LINK Soft Shackle pull on the Clinch Eye Opening String (3), this will allow the Clinch Eye (2) to expand large enough to accept the knuckle of the QWIKrope® LINK Soft Shackle.
4. Insert the Knuckle (1) end of the QWIKrope® LINK Soft Shackle through the Clinch Eye (2) and slide the extra rope material back towards the end of the Clinch Eye (2) (FIG 3).
5. Make sure to position the knuckle end of the QWIKrope® LINK Soft Shackle in the trailing end closest to the trailing ropes eye (FIG 4).
6. When using more than one QWIKrope® LINK Soft Shackle, you must stagger the knuckles to keep the rope diameter to a minimum (FIG 5).
7. When using multiple QWIKrope® LINK Soft Shackles, you should use electrical tape to keep all shackles tied together.

NOTE: The load rating for the QWIKrope® LINK Soft Shackles are- 1/8" (1650lbs) and 1/4" (11,000lbs). When using more than one QWIKrope® LINK Soft Shackle the load rating is doubled or tripled based on how many shackles are used. Note: When using the QWIKrope® LINK Soft Shackles, the load rating of the system now becomes the combined rating of the QWIKrope® LINK Soft Shackles being used.

6

SETUP AND OPERATION

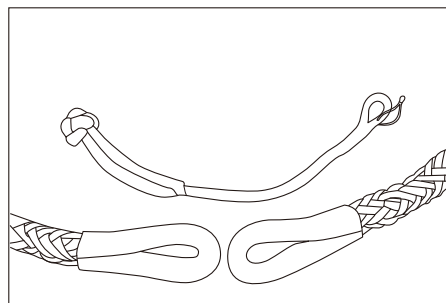


FIG 1

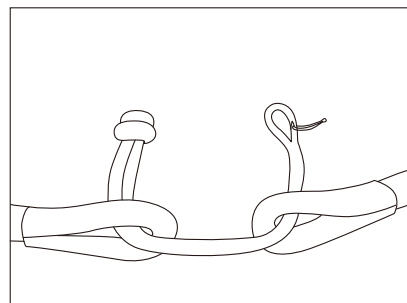


FIG 2

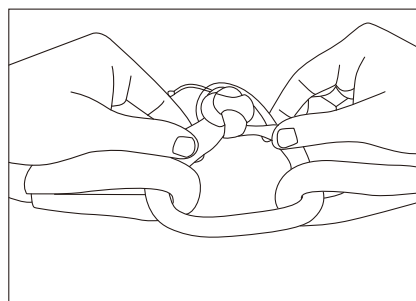


FIG 3

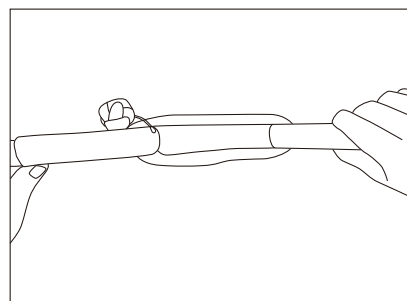


FIG 4

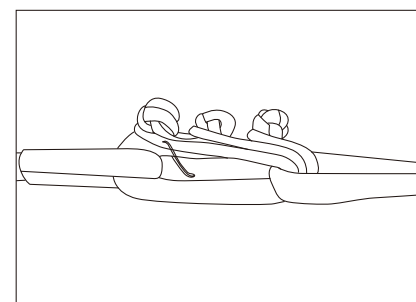


FIG 5

SPECIFICATIONS

- Model# SS-18/SS-14
- Stock # 65-03-05-01/65-03-06-01
- Height - .25"/ .50"
- Width - .25"/ .50"
- Length - 8"/ 16"
- Weight - .02lbs/ .09lbs
- Capacity - 1,650lbs/ 11,000lbs

WARRANTY ON SOUTHWIRE CONTRACTOR EQUIPMENT

What Does This Warranty Cover?

Five-Year Limited Warranty on Contractor Equipment

Under Southwire's Contractor Equipment 5-Year Limited Warranty, Southwire Company, LLC warrants that all Southwire Contractor Equipment will be free from manufacturer defects for a period of five (5) years from the date of the original end user's purchase. However, electrical components and consumable parts such as ropes, blades, dies, draw studs, grips, are excluded from this 5-Year Limited Warranty and are subject to the One -Year warranty terms. Under this 5-Year Limited Warranty, the following are also excluded and Southwire Company, LLC will have no liability for any of the following: normal wear and tear resulting from product use and damage arising out of misuse, abuse, modification, and improper product maintenance. This warranty also does not cover Southwire Contractor Equipment products that have been modified by any party other than Southwire Company, LLC or its authorized third party designee. This 5-Year Limited Warranty is not transferrable to or enforceable by any person other than the product's original end user.

One-Year Limited Warranty on Electrical Components and Consumable Parts (with 5-Year warranty)

Under Southwire's 1-Year Limited Warranty, Southwire Company, LLC warrants that all electrical components and consumable parts such as ropes, blades, dies, draw studs, grips will be free from manufacturer defects for a period of one-year from the date of the original end user's purchase. Under this 1-Year Limited Warranty, Southwire Company, LLC will have no liability for any of the following: normal wear and tear resulting from product use and damage arising out of misuse, abuse, modification, and improper product maintenance. This warranty also does not cover Southwire electrical components and consumable parts that have been modified by any party other than Southwire Company, LLC or its authorized third party designee. This 1-Year Limited Warranty is not transferrable to or enforceable by any person other than the product's original end user.

Exclusion of Incidental, Consequential, Indirect, Special and Punitive Damages

SOUTHWIRE MAKES NO WARRANTY THAT SOUTHWIRE CONTRACTOR EQUIPMENT PRODUCTS WILL BE MERCHANTABLE OR FIT FOR ANY PARTICULAR PURPOSE. SOUTHWIRE MAKES NO OTHER WARRANTY, EXPRESSED OR IMPLIED, OTHER THAN THE RELEVANT WARRANTY SPECIFICALLY SET FORTH IN THIS WARRANTY SECTION. SOUTHWIRE WILL NOT BE LIABLE FOR ANY INCIDENTAL, CONSEQUENTIAL, INDIRECT, SPECIAL, OR PUNITIVE DAMAGES FOR ANY BREACH OF THIS LIMITED LIFETIME WARRANTY.

Some states do not allow the exclusion or limitation of incidental or consequential damages, so the above limitation or exclusion may not apply to you.

Warranty Claim Information/How Do You Get Service?

For all warranty, customer service, and product return authorizations and inquiries, please contact Southwire's Tools & Assembled Products at:
Southwire Tools & Assembled Products
840 Old Bremen Road
Carrollton, GA, 30117
Phone Number: 1.855.SW.Tools

1. All warranty claims must be approved by Southwire's Tools & Assembled Products Warranty Department prior to return of product. If Southwire determines that a product is defective, Southwire will, at its option, repair or replace defective products or defective product components, free of charge.
2. Upon approval, Southwire will issue a Product Return Authorization Form which will include instructions on how and where to return the product. **The product serial number and the original date of delivery must be set forth on the Product Return Authorization Form.**
3. Southwire will cover standard freight charges (Ground Courier Rate) incurred in connection with products that Southwire ultimately determines to be defective.
4. All defective components and defective products that Southwire replaces under these Warranties will become Southwire's property and will be retained by Southwire.

Repair Your Product When it is Out of Warranty

Southwire is happy to provide information about where a purchaser can send a product for repair at consumers' own expense, please contact 1.855.SW.tools or visit www.southwiretools.com/tools/home.do for more information about servicing for Southwire Products.