



LED FLOOD LIGHTS

POWER AND CCT SELECTABLE



SUGGESTED APPLICATIONS

- General area and flood lighting
- Building facades
- Pedestrian walkways
- Signage, monuments

FEATURES

- Maximize jobsite versatility with five size options
- Power & CCT selectable technology
- Two mounting options included with each fixture
- Built-in Photocell or Dusk-to-Dawn Sensor included on all fixtures
- Bronze or white aluminum housing with glass lens

INPUT VOLTAGE:
120-277V AND 277-480V
OPTIONS AVAILABLE

EFFICACY: 150 LPW @ 4000K

CRI: >80

LIFETIME (L70):
UP TO 100,000 HOURS

NEMA DISTRIBUTION:
WIDE 7X7 OR 7X6

DIMMING: 0-10V,
DOWN TO 10%

POWER FACTOR: THD ≤20%

SURGE PROTECTION
RATING: 6KV, 2.5KV FOR 30W

POWER CORD: SJOW 18
AWG/1FT



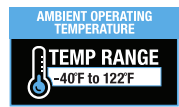
FL-30PCS-KNTR
FL-30PCS-KNTR-WH
15W/25W/30W

FL-60PCS-KNTR
FL-60PCS-KNTR-WH
40W/50W/60W

FL-100PCS-SFYK
FL-100PCS-SFYK-WH
60W/80W/100W

FL-200PCS-SFYK
FL-200PCS-SFYK-WH
120W/150W/200W

FL-290PCS-SFYK
FL-290PCS-SFYK-WH
200W/240W/290W



BUILT FOR DURABILITY.
BUILT FOR RELIABILITY.
BUILT FOR WORK.™

800-666-2852 | SOUTHWIRE.COM

©2025 Southwire Company, LLC. All rights reserved.
*Registered Trademark & ™Trademark of Southwire Company, LLC.



LED FLOOD LIGHTS

POWER AND CCT SELECTABLE



ITEM SPECIFICATIONS | ORDER INFO

MODEL #	ORDER CODE	UPC	INPUT VOLTAGE	MAX INPUT CURRENT	POWER SELECTABLE WATTAGE	LUMENS @3000K	LUMENS @4000K	LUMENS @5000K	EFFICACY (LPW) @4000K	HID REPLACEMENT WATTAGE	MOUNT TYPE
FL-30PCS-KNTR FL-30PCS-KNTR-WH	76850	032886316579	120-277V	0.3A/0.12A	15W	2,025	2,250	2,175	150	60W	KNUCKLE* TRUNNION
					25W	3,375	3,750	3,625	150	100W	
					30W	4,045	4,500	4,350	150	120W	
FL-60PCS-KNTR FL-60PCS-KNTR-WH	76851	32886316586	120-277V	0.6A/0.24A	40W	5,600	6,000	5,800	150	160W	KNUCKLE* TRUNNION
					50W	7,000	7,500	7,250	150	200W	
					60W	8,400	9,000	8,700	150	240W	
FL-100PCS-SFYK FL-100PCS-SFYK-WH	76852	32886316593	120-277V	1.0A/0.4A	60W	8,400	9,000	8,700	150	240W	SLIPFITTER* YOKE
					80W	11,200	12,000	11,600	150	320W	
					100W	14,000	15,000	14,500	150	400W	
FL-100PCS-SFYK-HV	76853	32886316609	277-480V	0.4A/0.23A	60W	8,400	9,000	8,700	150	240W	SLIPFITTER* YOKE
					80W	11,200	12,000	11,600	150	320W	
					100W	14,000	15,000	14,500	150	400W	
FL-200PCS-SFYK FL-200PCS-SFYK-WH	76854	32886316616	120-277V	2.0A/0.8A	120W	16,800	18,000	17,400	150	480W	SLIPFITTER* YOKE
					150W	21,000	22,500	21,750	150	600W	
					200W	28,000	30,000	29,000	150	800W	
FL-200PCS-SFYK-HV	76855	32886316623	277-480V	0.8A/0.46A	120W	16,800	18,000	17,400	150	480W	SLIPFITTER* YOKE
					150W	21,000	22,500	21,750	150	600W	
					200W	28,000	30,000	29,000	150	800W	
FL-290PCS-SFYK FL-290PCS-SFYK-WH	76856	32886316630	120-277V	2.9A/1.15A	200W	28,000	30,000	29,000	150	800W	SLIPFITTER* YOKE
					240W	33,600	36,000	34,800	150	960W	
					290W	40,600	43,500	42,050	150	1,160W	
FL-290PCS-SFYK-HV	76857	32886316647	277-480V	1.15A/0.67A	200W	28,000	30,000	29,000	150	800W	SLIPFITTER* YOKE
					240W	33,600	36,000	34,800	150	960W	
					290W	40,600	43,500	42,050	150	1,160W	

* mount installed
NOTE: Default setting is max wattage at 5000K

NOTES

White Finish (WH) only available on 120-277V flood lights
Dimming- This product is designed to dim with a compatible 0-10V dimmer. Dimming range 100% down to 10%. Product performance may vary depending on the dimmer manufacturer and circuit loading. Visit www.southwire.com or contact your local Southwire representative for a list of compatible dimmers.

FIVE (5) YEAR LIMITED WARRANTY: SOUTHWIRE COMPANY, LLC. For details visit: <https://southwire.com/resources/warranties>
Specifications are subject to change without prior notice. Replacement wattage shown depends on application and fixture.

This device complies with Part 15 of the FCC Rules. Operation is subject to the following two conditions: (1) this device may not cause harmful interference, and (2) this device must accept any interference received, including interference that may cause undesired operation.
CAN-ICES-003B/NMB-003B



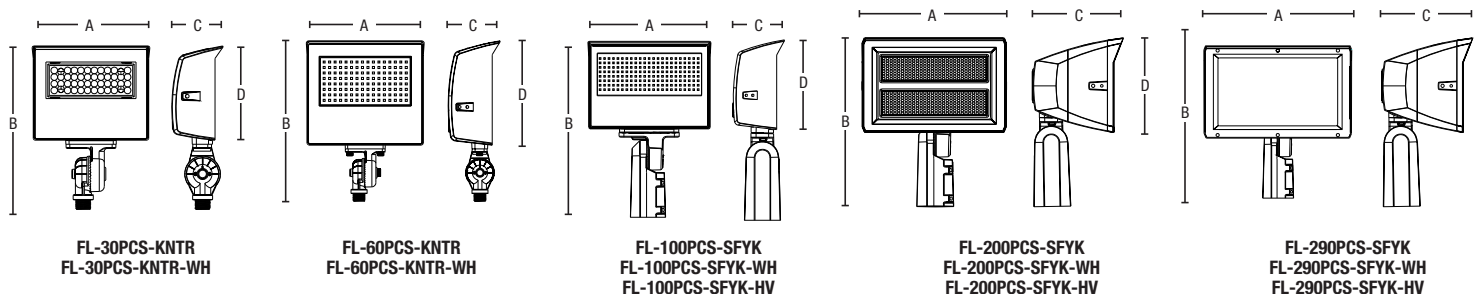
800-666-2852 | SOUTHWIRE.COM

©2025 Southwire Company, LLC. All rights reserved.
*Registered Trademark & ™Trademark of Southwire Company, LLC.



LED FLOOD LIGHTS

POWER AND CCT SELECTABLE



DIMENSIONS | WEIGHT

MODEL #	A (IN)	B (IN)	C (IN)	D (IN)	WEIGHT (LBS)	PALLET QUANTITY (PCS)* 48"X 40"X 60"
FL-30PCS-KNTR FL-30PCS-KNTR-WH	6.3	8.7	2.7	5	1.98	240
FL-60PCS-KNTR FL-60PCS-KNTR-WH	7.8	10.6	3.42	6.9	3.62	150
FL-100PCS-SFYK FL-100PCS-SFYK-WH	10	14.3	4	7.4	5.56	80
FL-100PCS-SFYK-HV	10	14.3	4	7.4	5.56	80
FL-200PCS-SFYK FL-200PCS-SFYK-WH	11.2	13.1	7.1	6.6	8.82	64
FL-200PCS-SFYK-HV	11.2	13.1	7.1	6.6	8.82	64
FL-290PCS-SFYK FL-290PCS-SFYK-WH	13.7	14.09	7.95	8.54	12.92	48
FL-290PCS-SFYK-HV	13.7	14.09	7.95	8.54	12.92	48

DLC INFORMATION

MODEL #	DLC I.D.	DLC CLASSIFICATION	DLC PRIMARY USE
FL-30PCS-KNTR FL-30PCS-KNTR-WH	S-CW2CC2	PREMIUM	ARCHITECTURAL FLOOD AND SPOT LUMINAIRES
FL-60PCS-KNTR FL-60PCS-KNTR-WH	S-J8YZ19		
FL-100PCS-SFYK FL-100PCS-SFYK-WH	S-28HW8Z		
FL-100PCS-SFYK-HV	S-XPPSVK		
FL-200PCS-SFYK FL-200PCS-SFYK-WH	S-YZWL5B		
FL-200PCS-SFYK-HV	S-F8DM98		
FL-290PCS-SFYK FL-290PCS-SFYK-WH	S-T6CQMW		
FL-290PCS-SFYK-HV	S-KVXVBB		

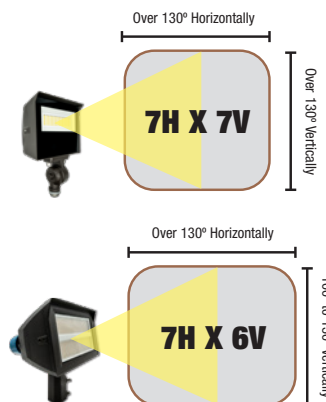
*pallet qty's may vary

NEMA & EPA RATING

MODEL #	NEMA DISTRIBUTION	EPA RATING
FL-30PCS-KNTR	7H X 7V VERY WIDE X VERY WIDE	0.3
FL-60PCS-KNTR		0.45
FL-100PCS-SFYK		0.62
FL-100PCS-SFYK-HV		

MODEL #	NEMA DISTRIBUTION	EPA RATING
FL-200PCS-SFYK	7H X 6V VERY WIDE X WIDE	0.68
FL-200PCS-SFYK-HV		
FL-290PCS-SFYK		0.97
FL-290PCS-SFYK-HV		

Note: Ratings remain consistent across all finish colors.



800-666-2852 | SOUTHWIRE.COM













©2025 Southwire Company, LLC. All rights reserved.

*Registered Trademark & ™Trademark of Southwire Company, LLC.



LED FLOOD LIGHTS

POWER AND CCT SELECTABLE

				
				
				
FL-30PCS-KNTR 15W/25W/30W	FL-60PCS-KNTR 40W/50W/60W	FL-100PCS-SFYK 60W/80W/100W	FL-200PCS-SFYK 120W/150W/200W	FL-290PCS-SFYK 200W/240W/290W
FL-30PCS-KNTR KNUCKLE PRE-INSTALLED <i>Trunnion mount included</i>	FL-60PCS-KNTR KNUCKLE PRE-INSTALLED <i>Trunnion mount included</i>	FL-100PCS-SFYK SLIPFITTER PRE-INSTALLED <i>Yoke mount included</i>	FL-200PCS-SFYK SLIPFITTER PRE-INSTALLED <i>Yoke mount included</i>	FL-290PCS-SFYK SLIPFITTER PRE-INSTALLED <i>Yoke mount included</i>
Built-in Photocell with On/Off Switch protected by clear waterproof removeable cap Low/Med/Hi Power Selectable Switch and 3000K/4000K/5000K CCT Selectable Switch protected by waterproof removeable cap			Low/Med/Hi Power Selectable Switch and 3000K/4000K/5000K CCT Selectable Switch protected by waterproof removeable cap Dusk-to-Dawn Sensor and Shorting Cap included easily attach to 3-pin receptacle	

Note: Specifications and mounting accessories remain consistent across all finish colors.

BUILT FOR DURABILITY.
BUILT FOR RELIABILITY.
BUILT FOR WORK.™