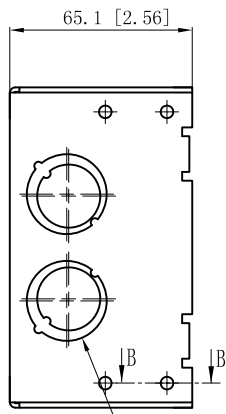
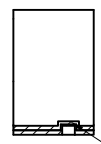


SIDES	BOTTOM
12 1/2"-3/4" MOON KNOCKOUTS	6 1/2" KNOCKOUTS
	2 3/4" KNOCKOUTS
4 PCS #8-32x1/2 Screws Installed	
Material: Steel-0.0625"-G60 Galvanized	

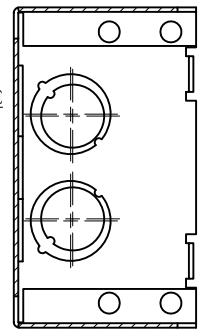
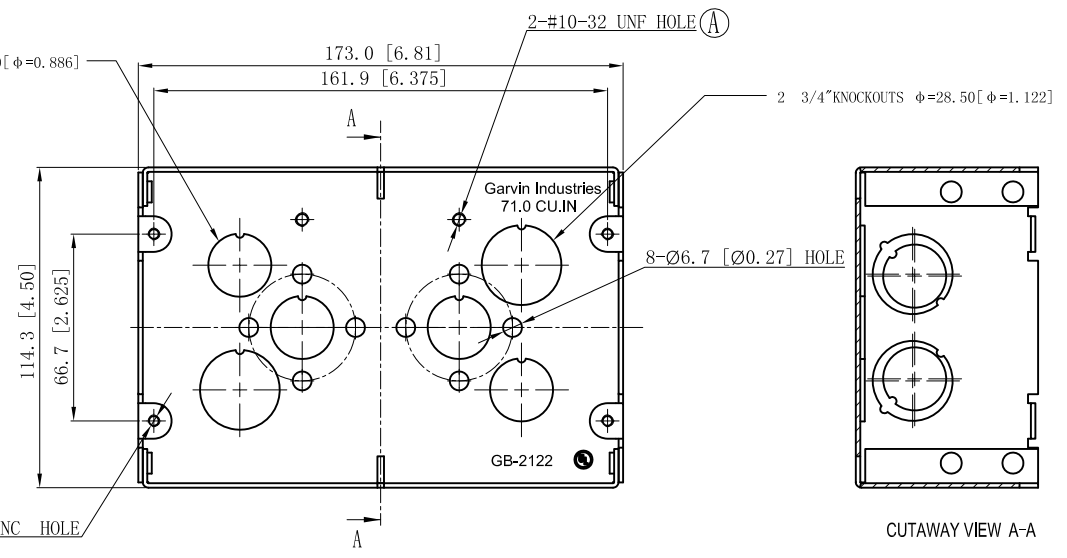


4 1/2"-3/4" KNOCKOUTS  $\phi=22.50$  [ $\phi=0.886$ ]  
 $\phi=28.50$  [ $\phi=1.122$ ] MIRROR

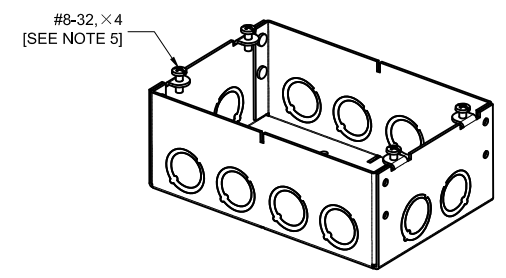


CUTAWAY VIEW B-B

HIT BACK THE SWEDGES



CUTAWAY VIEW A-A



#8-32, x4  
 [SEE NOTE 5]

8 1/2"-3/4" KNOCKOUTS  $\phi=22.5$  [ $\phi=0.89$ ]  
 $\phi=28.5$  [ $\phi=1.12$ ] MIRROR

DESCRIPTION
TRADE REFERENCE TERMS

This data sheet is for reference only .GARVIN INDUSTRIES reserves the right to make changes to the design without prior notice.

STANDARD PACKING	<h1 style="text-align: center;">GARVIN INDUSTRIES</h1> <h2 style="text-align: center;">2-1/2" DEEP MULTI-GANG BOXES</h2>		
25 PCS			
SIZE A4	DWG NO. GB-2122	REV E	DATA SHEET